



2025 - 2026  
PROPOSED  
BUDGET

## TABLE OF CONTENTS

Board of Education and District Administration	3
Summary of Revenues and Expenditures	4
Revenues and Expenditures Charts	5
Three Component Budget	6-23
School District Budget Notice	24
Property Tax Report Card	25
Revenue Status Report	26
Appropriations Status Report	27-42
Exemption Impact Report	43-52
New York State Report Card	53-129
2022-2023 Financial Transparency Report	130-134
Administrative Compensation Information	135

## **BOARD OF EDUCATION and DISTRICT ADMINISTRATION**

David D'Amore, President

Jennifer Sponnoble, Vice President

Leslie Buggeln-Bosworth, Board Trustee

Elizabeth DeRosa, Board Trustee

Marjorie Kline, Board Trustee

Joyel Richardson, Board Trustee

William Stock, Board Trustee

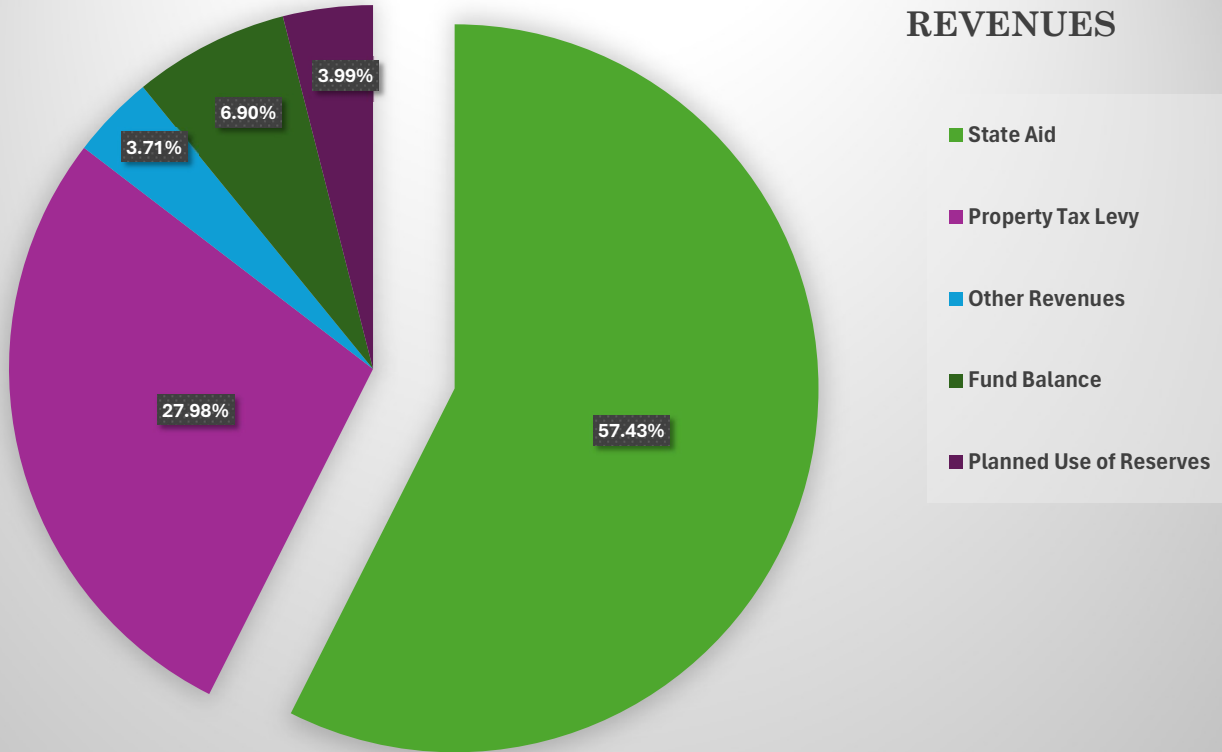
Dr. William Crankshaw, Superintendent

Ms. Alicia D. Koster, Assistant Superintendent

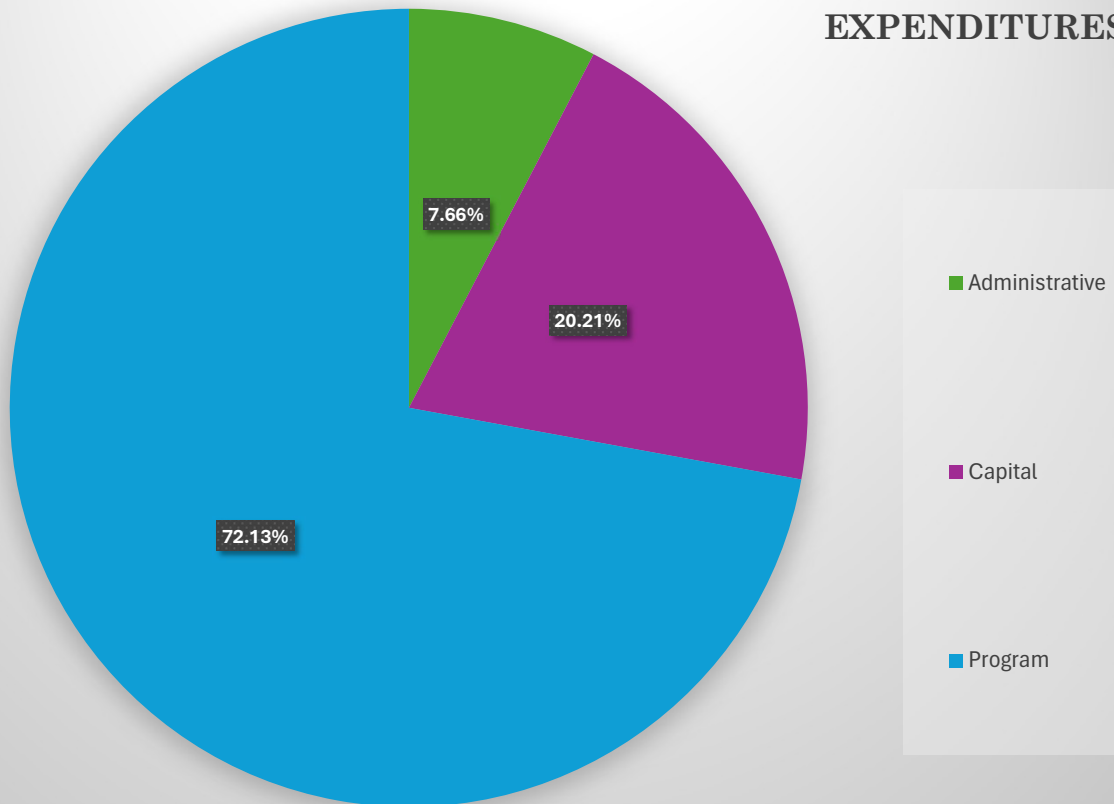
REVENUES			EXPENDITURES		
State Aid	\$	25,931,963	Administrative	\$	3,459,165
Property Tax Levy	\$	12,632,818	Capital	\$	9,126,301
Other Revenues	\$	1,674,428	Program:	\$	32,571,351
<b>Sub-Total Revenues:</b>	<b>\$</b>	<b>40,239,209</b>			
Fund Balance	\$	3,117,608			
Planned Use of Reserves	\$	1,800,000			
<b>Total Revenues:</b>	<b>\$</b>	<b>45,156,817</b>	<b>Total Expenditures:</b>	<b>\$</b>	<b>45,156,817</b>



## REVENUES



## EXPENDITURES



## Greater Johnstown School District

### Proposed 2025-2026 Budget - Three Component Budget

Account	Description	Administrative	Capital	Program
A 1010.401-29-0000	Other Contract Expense			
A 1010.421-29-0000	Postage			
A 1010.425-29-0000	Travel			
A 1010.501-29-0000	Supplies - General			
	<b>BOARD OF EDUCATION</b>	\$18,877		
A 1040.160-00-0000	Salaries, Support			
A 1040.166-00-0000	Extra Pay, Support			
A 1040.401-29-0000	Other Contract Expense			
A 1040.421-29-0000	Postage			
A 1040.501-29-0000	Supplies - General			
	<b>DISTRICT CLERK</b>	\$56,955		
A 1060.401-29-0000	Other Contract Expense			
A 1060.501-29-0000	Supplies - General			
	<b>DISTRICT MEETING</b>	\$17,225		
A 1240.150-00-0000	Salaries, Instructional			
A 1240.160-00-0000	Salaries, Support			
A 1240.201-39-0000	Equipment - General			
A 1240.401-39-0000	Other Contract Expense			
A 1240.421-39-0000	Postage			
A 1240.425-39-0000	Travel			
A 1240.501-39-0000	Supplies - General			
	<b>CHIEF SCHOOL ADMINISTRATOR</b>	\$250,921		
A 1310.150-00-0000	Salaries, Instructional			
A 1310.160-00-0000	Salaries, Support			
A 1310.162-00-0000	Overtime, Support			
A 1310.166-00-0000	Extra Pay, Support			

Account	Description	Administrative	Capital	Program
A 1310.201-00-0000	Equipment - General			
A 1310.401-00-0000	Other Contract Expense			
A 1310.421-00-0000	Postage			
A 1310.425-00-0000	Travel			
A 1310.490-00-0000	Services from BOCES			
A 1310.501-00-0000	Supplies - General			
A 1310.502-00-0000	Supplies/Equipment			
	<b>BUSINESS ADMINISTRATION</b>	\$251,496		
A 1320.160-00-0000	Salaries, Support			
A 1320.401-00-0000	Other Contract Expense			
	<b>AUDITING</b>	\$41,222		
A 1325.160-00-0000	Salaries, Support			
A 1325.401-00-0000	Other Contract Expense			
A 1325.425-00-0000	Travel			
	<b>TREASURER</b>	\$73,000		
A 1330.160-00-0000	Salaries, Support			
A 1330.401-00-0000	Other Contract Expense			
A 1330.421-00-0000	Postage			
A 1330.501-00-0000	Supplies - General			
	<b>TAX COLLECTOR</b>	\$14,256		
A 1345.401-00-0000	Other Contract Expense			
A 1345.490-00-0000	Services from BOCES			
	<b>PURCHASING</b>	\$35,769		
A 1380.401-00-0000	Other Contract Expense			
	<b>FISCAL AGENT FEE</b>	\$15,000		
A 1420.401-00-0000	Other Contract Expense			
A 1420.490-00-0000	BOCES Services			
	<b>LEGAL</b>	\$55,210		
A 1430.160-00-0000	Salaries, Support			
A 1430.401-00-0000	Other Contract Expense			

Account	Description	Administrative	Capital	Program
A 1430.401-39-0000	Other Contract Expense			
A 1430.490-00-0000	Services from BOCES			
	<b>PERSONNEL</b>	\$150,156		
A 1460.490-00-0000	BOCES Srvcs - Records Mgmt.			
	<b>RECORDS MANAGEMENT OFFICER</b>	\$6,203		
A 1480.160-00-0000	Salaries, Support			
A 1480.166-00-00	Extra pay, Support			
A 1480.421-00-0000	Postage			
A 1480.490-00-0000	Services from BOCES			
A 1480.501-00-0000	Supplies - General			
	<b>PUBLIC INFORMATION &amp; SERVICES</b>	\$141,811		
A 1620.160-00-0000	Salaries, Support			
A 1620.160-00-0012	Salaries, Support			
A 1620.160-11-0000	Salaries, Support-Custodians, Glebe			
A 1620.160-13-0000	Salaries, Support-Custodians, Pleasant			
A 1620.160-14-0000	Salaries, Support-Custodians, Warren			
A 1620.160-21-0000	Salaries, Support-Custodians, Knox			
A 1620.160-25-0000	Salaries, Support-Custodians, JHS			
A 1620.162-00-0000	Overtime, Support			
A 1620.162-11-0000	Overtime, Support-Custodians, Glebe			
A 1620.162-12-0000	Overtime, Support-Custodians, Jansen			
A 1620.162-13-0000	Overtime, Support-Custodians, Pleasant			
A 1620.162-14-0000	Overtime, Support-Custodians, Warren			
A 1620.162-21-0000	Overtime, Support-Custodians, Knox			
A 1620.162-25-0000	Overtime, Support-Custodians, JHS			
A 1620.166-00-0000	Extra Pay, Support			
A 1620.166-11-0000	Extra Pay, Support-Custodians, Glebe			
A 1620.166-13-0000	Extra Pay, Support-Custodians, Pleasant			
A 1620.166-14-0000	Extra Pay, Support-Custodians, Warren			
A 1620.166-21-0000	Extra Pay, Support-Custodians, Knox			



Account	Description	Administrative	Capital	Program
A 1620.166-25-0000	Extra Pay, Support-Custodians, JHS			
A 1620.168-00-0000	Subs, Support Staff/Sick			
A 1620.168-11-0000	Subs, Support Staff-Custodians/Sick, Glebe			
A 1620.168-12-0000	Subs, Support Staff-Custodians/Sick-Custodians, Jansen			
A 1620.168-13-0000	Subs, Support Staff-Custodians/Sick, Pleasant			
A 1620.168-14-0000	Subs, Support Staff-Custodians,/Sick, Warren			
A 1620.168-21-0000	Subs, Support Staff-Custodians,/Sick, Knox			
A 1620.168-25-0000	Subs, Support Staff-Custodians,/Sick, JHS			
A 1620.201-00-0000	Equipment - General			
A 1620.401-00-0000	Other Contract Expense			
A 1620.411-00-0000	Fuel Oil			
A 1620.412-11-0000	Electric - Glebe			
A 1620.412-12-0000	Electric - Jansen			
A 1620.412-13-0000	Electric - Pleasant			
A 1620.412-14-0000	Electric - Warren			
A 1620.412-21-0000	Electric - Knox			
A 1620.412-25-0000	Electric - JHS			
A 1620.412-31-0000	Electric - Admin Ctr			
A 1620.412-32-0000	Electric - BG			
A 1620.413-00-0000	Fuel Gas			
A 1620.413-11-0000	Gas - Glebe			
A 1620.413-12-0000	Gas - Jansen			
A 1620.413-13-0000	Gas - Pleasant			
A 1620.413-14-0000	Gas - Warren			
A 1620.413-21-0000	Gas - Knox			
A 1620.413-25-0000	Gas - JHS			
A 1620.413-31-0000	Gas - Admin Ctr.			
A 1620.413-32-0000	Gas - BG			
A 1620.416-00-0000	Water and Sewer			
A 1620.418-00-0000	Telephone			
A 1620.425-00-0000	Travel			

Account	Description	Administrative	Capital	Program
A 1620.490-00-0000	Services from BOCES			
A 1620.501-00-0000	Supplies - General			
A 1620.502-00-0000	Supplies, General			
A 1620.521-00-0000	Small Tools			
	<b>OPERATION OF PLANT</b>		\$2,277,283	
A 1621.160-00-0000	Salaries, Support			
A 1621.162-00-0000	Overtime, Support			
A 1621.166-00-0000	Extra Pay, Support			
A 1621.201-00-0000	Equipment - General			
A 1621.201-18-0000	Maint. Equip - Cafeteria			
A 1621.401-00-0000	Other Contract Expense			
A 1621.401-18-0000	Maint Contractual - Cafeteria			
A 1621.490-00-0000	BOCES services			
A 1621.501-00-0000	Supplies - General			
A 1621.501-18-0000	Maint Supplies - Cafeteria			
A 1621.572-00-0000	Gasoline			
	<b>MAINTENANCE OF PLANT</b>		\$611,282	
A 1670.401-00-0000	Other Contract Expense			
A 1670.421-00-0000	Postage			
	<b>CENTRAL PRINTING &amp; MAILING</b>	\$2,800	\$11,200	
A 1680.401-00-0000	Other Contract Expense-Utilities-Internet			
A 1680.490-00-0000	Services from BOCES			
	<b>CENTRAL DATA PROCESSING</b>	\$188,239	\$49,537	\$652,955
A 1910.401-00-0000	Other Contract Expense			
	<b>UNALLOCATED INSURANCE</b>	\$155,688		\$41,385
A 1920.401-00-0000	Other Contract Expense			
	<b>SCHOOL ASSOCIATION DUES</b>	\$6,500		
A 1964.404-00-0000	Refunds - Prior Years			
	<b>REFUND ON REAL PROPERTY TAXES</b>		\$5,000	

Account	Description	Administrative	Capital	Program
A 1981.490-00-0000	Services from BOCES			
	<b>BOCES ADMINISTRATIVE COSTS</b>	\$177,566	\$329,766	
A 2010.150-00-0000	Salaries, Instructional			
A 2010.401-38-0000	Other Contract Expense			
A 2010.421-19-0000	Postage			
A 2010.425-00-0000	Travel			
A 2010.501-00-0000	Supplies - General			
	<b>CURRICULUM DEVELOPMENT &amp; SUPERVISION</b>	\$110,679		
A 2020.150-13-0000	Salaries, Instructional Admin, Pleasant			
A 2020.150-14-0000	Salaries, Instructional Admin, Warren			
A 2020.150-21-0000	Salaries, Instructional Admin, Knox			
A 2020.150-25-0000	Salaries, Instructional Admin, JHS			
A 2020.156-13-0000	Extra Pay, Admin, Pleasant			
A 2020.156-14-0000	Extra Pay, Admin, Warren			
A 2020.156-21-0000	Extra Pay, Admin, Knox			
A 2020.156-25-0000	Extra Pay, Admin, JHS			
A 2020.160-13-0000	Salaries, Support-Clerical, Pleasant			
A 2020.160-14-0000	Salaries, Support-Clerical, Warren			
A 2020.160-21-0000	Salaries, Support-Clerical, Knox			
A 2020.160-25-0000	Salaries, Support-Clerical, JHS			
A 2020.162-13-0000	Overtime, Support-Clerical, Pleasant			
A 2020.162-14-0000	Overtime, Support-Clerical, Warren			
A 2020.162-21-0000	Overtime, Support-Clerical, Knox			
A 2020.162-25-0000	Overtime, Support-Clerical, JHS			
A 2020.168-13-0000	Subs, Support -Clerical, Pleasant			
A 2020.168-14-0000	Subs, Support -Clerical, Warren			
A 2020.168-21-0000	Subs, Support -Clerical, Knox			
A 2020.168-25-0000	Subs, Support -Clerical, JHS			
A 2020.401-00-0000	Other Contract Expense			
A 2020.401-38-0000	Other Contract Expense-Admin			

Account	Description	Administrative	Capital	Program
A 2020.421-00-0000	Postage			
A 2020.421-12-0000	Postage-Jansen			
A 2020.421-13-0000	Postage-Pleasant			
A 2020.421-14-0000	Postage-Warren			
A 2020.421-21-0000	Postage-Knox			
A 2020.421-25-0000	Postage-JHS			
A 2020.425-00-0000	Travel			
A 2020.425-38-0000	Travel			
A 2020.501-00-0000	Supplies - General			
A 2020.501-38-0000	Supplies - General - Curriculum and Instruction			
A 2020.506-38-0000	Periodicals			
	<b>SUPERVISION-REGULAR SCHOOL</b>	\$762,923		
A 2060.150-00-0000	Salaries, Instructional-Planning			
A 2060.401-00-0000	Other Contract Expense			
A 2060.490-00-0000	Services from BOCES			
	<b>RESEARCH, PLANNING &amp; EVALUATION</b>	\$138,352		
A 2070.401-13-0000	Other Contract Expense - Inservice - Pleasant			
A 2070.401-14-0000	Other Contract Expense - Inservice - Warren			
A 2070.401-21-0000	Other Contract Expense - Inservice - Knox			
A 2070.401-25-0000	Other Contract Expense - Inservice - JHS			
A 2070.401-39-0000	Other Contract Expense - Superintendent			
A 2070.425-19-0000	Travel - Dir of SPED			
A 2070.490-00-0000	Services from BOCES			
A 2070.501-39-0000	Supplies - General - Superintendent			
	<b>INSERVICE TRAINING-INSTRUCTION</b>	\$126,861		
A 2110.112-00-0000	Salaries, Teachers, K-3			
A 2110.112-13-0000	Salaries, Teachers, Pleasant			
A 2110.112-14-0000	Salaries, Teachers, Warren			
A 2110.118-13-0000	Sub Teachers, Pleasant			
A 2110.120-00-0000	Sub Teachers, K-6			

Account	Description	Administrative	Capital	Program
A 2110.120-14-0000	Salaries, Teachers, Warren			
A 2110.120-21-0000	Salaries, Teachers, Knox			
A 2110.125-13-0000	Teaching Assistants, Pleasant			
A 2110.125-14-0000	Teaching Assistants, Warren			
A 2110.126-13-0000	Extra Pay - Pleasant			
A 2110.126-13-0068	Professional Development Pleasant			
A 2110.126-14-0000	Extra pay, Teachers, Warren			
A 2110.126-14-0068	Professional Development Warren			
A 2110.128-13-0000	Subs - Instructional - Pleasant			
A 2110.128-14-0000	Sub, Instructional, Warren/Sick			
A 2110.130-21-0000	Salaries, Teachers, Knox			
A 2110.130-25-0000	Salaries, Teachers, JHS			
A 2110.135-21-0000	Teaching Assistants,Knox			
A 2110.135-25-0000	Teaching Assistants, JHS			
A 2110.136-00-0075	Extra Pay, 7-12, Home Tutoring			
A 2110.136.21.0000	Extra Pay, Teachers, Knox			
A 2110.136-21-0068	Professional Development Knox			
A 2110.136-25-0000	Extra pay, Instructional, JHS			
A 2110.136-25-0026	Extra Pay, 7-12, Detention, JHS			
A 2110.136-25-0068	Professional Development JHS			
A 2110.138-21-0000	Sub, Instructional,Knox/Sick			
A 2110.138-25-0000	Sub, Instructional, JHS/Sick			
A 2110.160-13-0000	Salaries, Aides & Monitors, Pleasant			
A 2110.160-14-0000	Salaries, Aides & Monitors, Warren			
A 2110.160-21-0000	Salaries, Aides & Monitors, Knox			
A 2110.168-13-0000	Subs, Aides & Monitors, Pleasant			
A 2110.168-14-0000	Subs, Aides & Monitors, Warren			
A 2110.201-25-0000	Equipment - General - JHS			
A 2110.401-00-0058	Other Contract Expense - Printing			
A 2110.401-13-0000	Other Contract Expense - Pleasant			
A 2110.401-13-0068	Contractual - PD - Pleasant			

Account	Description	Administrative	Capital	Program
A 2110.401-13-0084	Other Contract Expense - Music - Pleasant			
A 2110.401-13-0096	Other Contract Expense -Field Trips- Pleasant			
A 2110.401-14-0000	Other Contract Expense - Warren			
A 2110.401-14-0068	Contractual - PD - Warren			
A 2110.401-14-0084	Other Contract Expense - Music - Warren			
A 2110.401-14-0096	Other Contract Expense -Field Trips- Warren			
A 2110.401-21-0000	Other Contract Expense - Knox			
A 2110.401-21-0068	Contractual - Knox - PD			
A 2110.401-21-0084	Other Contract Expense - Music - Knox			
A 2110.401-21-0088	Other Contract Expense - Phys Ed - Knox			
A 2110.401-21-0096	Other Contract Expense -Field Trips- Knox			
A 2110.401-25-0000	Other Contract Expense - JHS			
A 2110.401-25-0068	Contractual - JHS - PD			
A 2110.401-25-0084	Other Contract Expense - Music - JHS			
A 2110.401-25-0088	Other Contract Expense - Phys Ed - JHS			
A 2110.401-25-0096	Other Contract Expense -Field Trips- JHS			
A 2110.425-00-0000	Travel			
A 2110.425-13-0000	Travel-Pleasant			
A 2110.425-14-0000	Travel-Warren			
A 2110.425-21-0000	Travel-Knox			
A 2110.425-25-0000	Travel-JHS			
A 2110.471-00-0000	Tuition - NYS			
A 2110.472-00-0000	Tuition - Other (Private School)			
A 2110.480-13-0024	Textbooks - Pleasant			
A 2110.480-14-0024	Textbooks - Warren			
A 2110.480-21-0024	Textbooks - Knox			
A 2110.480-25-0024	Textbooks - JHS			
A 2110.490-00-0000	Services from BOCES			
A 2110.490-13-0000	Services from BOCES - Pleasant			
A 2110.490-14-0000	Services from BOCES - Warren			
A 2110.490-21-0000	Services from BOCES - Knox			



Account	Description	Administrative	Capital	Program
A 2110.490-25-0000	Services from BOCES - JHS			
A 2110.490-25-0012	Service from BOCES - Summer School-JHS			
A 2110.501-00-0000	Supplies			
A 2110.501-13-0000	Supplies - General - Pleasant			
A 2110.501-13-0058	Supplies - General - Printing - Pleasant			
A 2110.501-13-0084	Supplies - General - Music - Pleasant			
A 2110.501-13-0087	Supplies - General - Art - Pleasant			
A 2110.501-13-0088	Supplies - General - Phys Ed - Pleasant			
A 2110.501-14-0000	Supplies - General - Warren			
A 2110.501-14-0058	Supplies - General - Printing - Warren			
A 2110.501-14-0084	Supplies - General - Music - Warren			
A 2110.501-14-0087	Supplies - General - Art - Warren			
A 2110.501-14-0088	Supplies - General - Phys Ed - Warren			
A 2110.501-21-0000	Supplies - General - Knox			
A 2110.501-21-0058	Supplies - General - Printing - Knox			
A 2110.501-21-0084	Supplies - General - Music - Knox			
A 2110.501-21-0087	Supplies - General - Art - Knox			
A 2110.501-21-0088	Supplies - General - Phys Ed - Knox			
A 2110.501-25-0000	Supplies - General - JHS			
A 2110.501-25-0058	Supplies - General - Printing - JHS			
A 2110.501-25-0084	Supplies - General - Music - JHS			
A 2110.501-25-0087	Supplies - General - Art - JHS			
A 2110.501-25-0088	Supplies - General - Phys Ed - JHS			
A 2110.501-38-0024	Textbook supplies			
A 2110.501-38-0027	Supplies - General - Curr & Instr - Testing			
A 2110.502-25-0084	Supplies/Equipment - Music - JHS			
A 2110.506-13-0000	Periodicals - Pleasant			
A 2110.506-14-0000	Periodicals - Warren			
A 2110.506-21-0000	Periodicals - Knox			
A 2110.506-25-0000	Periodicals - JHS			
A 2110.506-25-0087	Periodicals - Art - JHS			

Account	Description	Administrative	Capital	Program
A 2110.510-00-0058	Paper Supplies			
	<b>TEACHING-REGULAR SCHOOL</b>			\$11,359,212
A 2250.125-00-0012	Salaries - Assistants Summer			
A 2250.125-13-0000	Salaries,TA-SPED,Pleasant			
A 2250.125-14-0000	Salaries,TA-SPED,Warren			
A 2250.125-21-0000	Salaries,TA-SPED,Knox			
A 2250.126-00-0075	Extra Pay K-6, SPED, Home Tutoring			
A 2250.135-21-0000	Salaries,TA-SPED, Knox			
A 2250.135-25-0000	Salaries,TA-SPED,JHS			
A 2250.136-00-0075	Extra Pay 7-12, SPED, Home Tutoring			
A 2250.150-00-0000	Salaries, Instructional			
A 2250.150-00-0012	Salaries - Summer			
A 2250.150-13-0000	Salaries,Instructional-SPED,Pleasant			
A 2250.150-14-0000	Salaries, Instructional-SPED, Warren			
A 2250.150-21-0000	Salaries, Instructional-SPED, Knox			
A 2250.150-25-0000	Salaries, Instructional-SPED,JHS			
A 2250.156-00-0000	Extra Pay			
A 2250.156-00-0068	Professional Development			
A 2250.156-13-0000	Extra Pay, Instructional-SPED, Pleasant			
A 2250.156-14-0000	Extra Pay, Instructional-SPED, Warren			
A 2250.156-21-0000	Extra Pay, Instructional-SPED, Knox			
A 2250.156-25-0000	Extra Pay, Instructional-SPED, JHS			
A 2250.158-13-0000	Sub, Instructional-SPED/Sick, Pleasant			
A 2250.158-14-0000	Sub, Instructional-SPED/Sick, Warren			
A 2250.158-21-0000	Sub, Instructional-SPED/Sick, Knox			
A 2250.158-25-0000	Sub, Instructional-SPED/Sick, JHS			
A 2250.160-00-0000	Salaries, Support			
A 2250.160-00-0012	Support Staff Summer			
A 2250.160-13-0000	Salaries, Aides & Monitors-SPED, Pleasant			
A 2250.160-14-0000	Salaries, Aides & Monitors-SPED, Warren			
A 2250.160-21-0000	Salaries, Aides & Monitors-SPED, Knox			

Account	Description	Administrative	Capital	Program
A 2250.160-25-0000	Salaries, Aides & Monitors-SPED, JHS			
A 2250.162-00-0000	Overtime, Support			
A 2250.166-00-0000	Extra Pay, Support			
A 2250.168-13-0000	Subs, Aides & Monitors - SPED, PA			
A 2250.168-14-0000	Subs, Aides & Monitors-SPED, Warren			
A 2250.168-25-0000	Subs, Aides & Monitors-SPED, JHS			
A 2250.401-00-0000	Other Contract Expense			
A 2250.401-19-0090	SPED Hospitalized Tutoring			
A 2250.421-00-0000	Postage			
A 2250.471-19-0000	Tuition - NYS			
A 2250.472-19-0000	Tuition - Other (Private School)			
A 2250.490-00-0000	Services from BOCES			
A 2250.501-19-0000	Supplies - General - Dir of SPED			
A 2250.501-19-0027	Supplies - Testing - Dir of SPED			
	<b>PROGRAMS-STUDENTS W/ DISABILITIES</b>			\$5,688,743
A 2280.490-25-0000	Services from BOCES - JHS - CTE			
	<b>OCCUPATIONAL EDUCATION</b>			\$1,296,448
A 2330.490-00-2038	Services from BOCES - Inc Youth			
	<b>TEACHING-SPECIAL SCHOOLS</b>			\$0
A 2610.150-13-0000	Salaries,Instr-Library,Pleasant			
A 2610.150-14-0000	Salaries,Instr-Library,Warren			
A 2610.150-21-0000	Salaries,Instr-Library,Knox			
A 2610.150-25-0000	Salaries,Instr-Library,JHS			
A 2610.156-13-0000	Extra Pay, Instr-Library, PA			
A 2610.156-14-0000	Extra Pay, Instr-Library, Warren			
A 2610.156-21-0000	Extra Pay, Instr-Library, Knox			
A 2610.156-25-0000	Extra Pay, Instr-Library, JHS			
A 2610.158-13-0000	Sub, Instr-Library, Pleasant			
A 2610.158-14-0000	Sub, Instr-Library, Warren			
A 2610.158-21-0000	Sub, Instr-Library, Knox			
A 2610.158-25-0000	Sub, Instr-Library, JHS			

Account	Description	Administrative	Capital	Program
A 2610.160-13-0000	Salaries, Support-Library-Pleasant			
A 2610.160-14-0000	Salaries, Support-Library-Warren			
A 2610.160-25-0000	Salaries, Support-Library-JHS			
A 2610.166-00-0000	Extra Pay, Support			
A 2610.401-25-0022	Other Contract Expense			
A 2610.490-13-0000	Services from BOCES-Library-Pleasant			
A 2610.490-14-0000	Services from BOCES-Library-Warren			
A 2610.490-21-0000	Services from BOCES-Library-Knox			
A 2610.490-25-0000	Services from BOCES-Library-JHS			
A 2610.501-13-0022	Supplies - General - Library - Pleasant			
A 2610.501-14-0022	Supplies - General - Library - Warren			
A 2610.501-21-0022	Supplies - General - Library - Knox			
A 2610.501-25-0022	Supplies - General - Library - JHS			
A 2610.506-13-0025	Periodicals-Library-Pleasant			
A 2610.506-14-0025	Periodicals-Library-Warren			
A 2610.506-21-0025	Periodicals-Library-Knox			
A 2610.506-25-0025	Periodicals-Library-JHS			
A 2610.507-13-0022	Library - Aided, Pleasant			
A 2610.507-14-0022	Library - Aided, Warren			
A 2610.507-14-0022	Library - Aided, Knox			
A 2610.507-25-0022	Library - Aided, JHS			
	<b>SCHOOL LIBRARY &amp; AUDIOVISUAL</b>			\$267,081
A 2630.150-00-0000	Salaries, Instructional			
A 2630.160-00-0000	Salaries, Support			
A 2630.201-00-0000	Equipment - General			
A 2630.220-13-0021	Aided Computer Hardware - Pleasant			
A 2630.220-14-0021	Aided Computer Hardware - Warren			
A 2630.220-21-0021	Aided Computer Hardware - Knox			
A 2630.220-25-0021	Aided Computer Hardware - JHS			
A 2630.401-13-0000	Other Contract Expense-Technology-Pleasant			
A 2630.401-14-0000	Other Contract Expense-Technology-Warren			

Account	Description	Administrative	Capital	Program
A 2630.401-21-0000	Other Contract Expense-Technology-Knox			
A 2630.401-25-0000	Other Contract Expense-Technology-JHS			
A 2630.425-00-0000	Travel			
A 2630.460-13-0023	Aided Software - Classroom - Pleasant			
A 2630.460-14-0023	Aided Software - Classroom -Warren			
A 2630.460-21-0023	Aided Software - Classroom -Knox			
A 2630.460-25-0023	Aided Software - Classroom - JHS			
A 2630.490-13-0000	BOCES services - Pleasant			
A 2630.490-14-0000	BOCES services - Warren			
A 2630.490-21-0000	BOCES services - Knox			
A 2630.490-25-0000	BOCES services - JHS			
A 2630.501-00-0000	Supplies - General			
	<b>COMPUTER ASSISTED INSTRUCTION</b>			\$1,027,827
A 2810.150-13-0000	Salaries,Counselors,Pleasant			
A 2810.150-14-0000	Salaries,Counselors,Warren			
A 2810.150-21-0000	Salaries,Counselors,Knox			
A 2810.150-25-0000	Salaries,Counselors,JHS			
A 2810.156-25-0000	Extra Pay, Counselors, JHS			
A 2810.160-25-0000	Salaries, Support-Guidance, JHS			
A 2810.166-00-0000	Extra Pay, Support			
A 2810.401-25-0000	Guidance Contract Svcs-JHS			
A 2810.421-21-0000	Postage-Guidance - Knox			
A 2810.421-25-0000	Postage-Guidance - JHS			
A 2810.501-21-0000	Supplies - General - Guidance Office -Knox			
A 2810.501-25-0000	Supplies - General - Guidance Office - JHS			
A 2810.506-25-0000	Periodicals - Guidance Office - JHS			
	<b>GUIDANCE-REGULAR SCHOOL</b>			\$540,725
A 2815.160-00-0012	Salaries, Support - Summer			
A 2815.160-13-0000	Salaries, Support -Health Svc, Pleasant			
A 2815.160-14-0000	Salaries, Support -Health Svc, Warren			
A 2815.160-21-0000	Salaries, Support -Health Svc, Knox			

Account	Description	Administrative	Capital	Program
A 2815.160-25-0000	Salaries, Support -Health Svc, JHS			
A 2815.162-00-0000	Overtime, Support			
A 2815.166-13-0000	Extra Pay, Support -Health Svc, Pleasant			
A 2815.166-14-0000	Extra Pay, Support -Health Svc, Warren			
A 2815.166-21-0000	Extra Pay, Support -Health Svc, Knox			
A 2815.166-25-0000	Extra Pay, Support-Health Svc, JHS			
A 2815.168-13-0000	Subs, Support Staff -Health Svc, Pleasant			
A 2815.168-14-0000	Subs, Support Staff-Health Svc, Warren			
A 2815.168-25-0000	Subs, Support Staff-Health Svc, JHS			
A 2815.201-00-0089	Equipment - General			
A 2815.401-00-0089	Other Contract Expense - Health Services			
A 2815.421-00-0089	Postage			
A 2815.501-00-0089	Supplies - Health Services - General			
A 2815.501-13-0089	Supplies - Health Services - Pleasant			
A 2815.501-14-0089	Supplies - Health Services - Warren			
A 2815.501-21-0089	Supplies - Health Services - Knox			
A 2815.501-25-0089	Supplies - Health Services - JHS			
A 2815.506-13-0089	Periodicals-Health Svcs-Pleasant			
A 2815.506-14-0089	Periodicals-Health Svcs-Warren			
A 2815.506-21-0089	Periodicals-Health Svcs-Knox			
A 2815.506-25-0089	Periodicals-Health Svcs-JHS			
	<b>HEALTH SERVICES-REGULAR SCHOOL</b>			\$291,357
A 2820.150-13-0000	Salaries, Psych, Pleasant			
A 2820.150-13-0012	Salaries, Psych, Pleasant-Summer			
A 2820.150-14-0000	Salaries, Psych, Warren			
A 2820.150-14-0012	Salaries, Psych, Warren-Summer			
A 2820.150-21-0000	Salaries, Psych, Knox			
A 2820.150-21-0012	Salaries, Psych, Knox-Summer			
A 2820.150-25-0000	Salaries, Psych, JHS			
A 2820.150-25-0012	Salaries, Psych, JHS-Summer			
A 2820.156-13-0000	Extra Pay, Psych, Pleasant			



Account	Description	Administrative	Capital	Program
A 2820.156-14-0000	Extra Pay, Psych, Warren			
A 2820.156-21-0000	Extra Pay, Psych, Knox			
A 2820.156-25-0000	Extra Pay, Psych, JHS			
	<b>PSYCHOLOGICAL SRVC-REG SCHOOL</b>			\$289,197
A 2825.150-13-0000	Salaries, Social Work, Pleasant			
A 2825.150-13-0012	Salaries, Social Work-Pleasant-Summer			
A 2825.150-14-0000	Salaries, Social Work, Warren			
A 2825.150-14-0012	Salaries, Social Work-Warren-Summer			
A 2825.150-21-0000	Salaries, Social Work, Knox			
A 2825.150-25-0000	Salaries, Social Work, JHS			
A 2825.150-25-0012	Salaries, Social Work-JHS-Summer			
A 2825.401-13-0000	Social Work Contract Svcs-Pleasant			
	<b>SOCIAL WORK SRVC-REG SCHOOL</b>			\$226,680
A 2850.156-13-0051	Extra Pay, Extracurricular, Pleasant			
A 2850.156-14-0051	Extra Pay, Extracurricular, Warren			
A 2850.156-21-0051	Extra Pay, Extracurricular, Knox			
A 2850.156-25-0051	Extra Pay, Extracurricular, JHS			
A 2850.160-25-0051	Salaries, Support, Extracurricular, JHS			
A 2850.401-14-0051	Other Contract Expense-Extra-curricular - Warren			
A 2850.401-21-0051	Other Contract Expense-Extra-curricular - Knox			
A 2850.401-25-0051	Other Contract Expense-Extra-curricular - JHS			
A 2850.401-25-0082	Other Contract Expense - Winterguard - JHS			
A 2850.501-14-0051	Supplies - General - Extra-curricular - Warren			
A 2850.501-21-0051	Supplies - General - Extra-curricular - Knox			
A 2850.501-25-0051	Supplies - General - Extra-curricular - JHS			
	<b>CO-CURRICULAR ACTIVITIES-REG SCHOOL</b>			\$148,566
A 2855.150-00-0052	Salaries-Athletics-DW			
A 2855.156-25-0052	Extra Pay, Athletics, JHS			
A 2855.160-25-0052	Salaries, Support, Athletics, JHS			
A 2855.166-00-0000	Extra Pay, Support			
A 2855.201-25-0052	Equipment - General - Athletics - JHS			

Account	Description	Administrative	Capital	Program
A 2855.401-25-0052	Other Contract Expense - Athl - HS			
A 2855.421-25-0052	Postage			
A 2855.425-21-0052	Travel - Athletics -Knox			
A 2855.425-25-0052	Travel - Athletics - JHS			
A 2855.490-25-0052	BOCES services - Athletics - JHS			
A 2855.501-21-0052	Supplies - General - Knox			
A 2855.501-25-0052	Supplies - General - JHS			
A 2855.506-25-0025	Periodicals			
	<b>INTERSCHOLASTIC ATHLETICS-REG SCHOOL</b>			\$560,729
A 5510.160-00-0000	Salaries, Support			
A 5510.401-00-0000	Other Contract Expense			
A 5510.490-00-0000	Services from BOCES			
A 5510.572-00-0000	Gasoline			
	<b>DISTRICT TRANSPORTATION-MEDICAID</b>			\$2,886,901
A 5540.401-00-0000	Other Contract Expense			
	<b>CONTRACT TRANSPORTATION-MEDICAID</b>			\$3,000
A 7140.150-00-0070	Salaries, Instructional			
A 7140.401-00-0070	Other Contract Expense			
	<b>RECREATION</b>			\$3,500
A 7310.160-00-0072	Salaries, Support			
	<b>YOUTH PROGRAM</b>			\$3,500
A 9010.800-00-0000	Fringe Benefits - ERS			
	<b>STATE RETIREMENT</b>	\$99,317	\$266,350	\$135,934
A 9020.800-00-0000	Fringe Benefits - TRS			
	<b>TEACHERS' RETIREMENT</b>	\$117,990		\$1,279,998
A 9030.800-00-0000	Fringe Benefits - SS/Med			
	<b>SOCIAL SECURITY</b>	\$105,730	\$109,000	\$875,270
A 9040.800-00-0000	Fringe Benefits - Wrkrs Comp			
	<b>WORKERS' COMPENSATION</b>	\$11,680	\$12,978	\$105,122

Account	Description	Administrative	Capital	Program
A 9045.800-00-0000	Fringe Benefits - Life Ins.			
	<b>LIFE INSURANCE</b>	\$2,922	\$3,247	\$26,299
A 9050.800-00-0000	Fringe Benefits - Unemployment			
	<b>UNEMPLOYMENT INSURANCE</b>	\$10,658	\$11,843	\$95,925
A 9060.800-00-0000	Fringe Benefits - Health/Dental			
	<b>HOSPITAL, MEDICAL &amp; DENTAL INS</b>	\$313,159	\$626,318	\$4,694,996
A 9711.600-00-0000	Principal			
A 9711.700-00-0000	Interest			
	<b>SERIAL BONDS- SCHOOL CONSTRUCTION</b>		\$3,856,100	
A 9731.600-00-0000	Principal			
A 9731.700-00-0000	Interest			
	<b>BOND ANTICIPATION NOTES- SCHOOL CONSTRUCTION</b>		\$856,400	
A 9901.930-00-0000	Transfers - Food Service			
A 9901.950-00-0000	Transfers - Special Aid			
	<b>TRANSFER TO SPECIAL AID</b>			\$70,000
A 9950.900-00-0000	Transfers - Capital Funds			
	<b>TRANSFER TO CAPITAL</b>		\$100,000	
	<b>Grand Totals:</b>	<b>\$3,459,165</b>	<b>\$9,126,301</b>	<b>\$32,571,351</b>
		<b>7.66%</b>	<b>20.21%</b>	<b>72.13%</b>

# Greater Johnstown School District Budget Notice

Overall Budget Proposal	Budget Adopted for the 2024-25 School Year	Budget Proposed for the 2025-26 School Year	Contingency Budget for the 2025-26 School Year *
Total Budgeted Amount, Not Including Separate Propositions	\$ 43,488,975	\$45,156,817	\$44,789,658
Increase/Decrease for the 2024-25 School Year		\$1,667,842	\$1,300,683
Percentage Increase/Decrease in Proposed Budget		3.84%	2.99%
Change in the Consumer Price Index		2.95%	
A. Proposed Levy to Support the Total Budgeted Amount	\$12,265,659	\$12,632,818	
B. Levy to Support Library Debt, if Applicable	\$0	\$0	
C. Levy for Non-Excludable Propositions, if Applicable **	\$0	\$0	
D. Total Tax Cap Reserve Amount Used to Reduce Current Year Levy	\$0	\$0	
E. Total Proposed School Year Tax Levy (A + B + C - D)	\$12,265,659	\$12,632,818	\$12,265,659
F. Total Permissible Exclusions	\$1,224,312	\$1,299,294	
G. School Tax Levy Limit, <u>Excluding</u> Levy for Permissible Exclusions	\$11,041,347	\$11,333,523	
H. Total Proposed School Year Tax Levy, <u>Excluding</u> Levy to Support Library Debt and/or Permissible Exclusions (E – B – F + D)	\$11,041,347	\$11,333,523	
I. Difference: G – H (Negative Value Requires 60.0% Voter Approval – See Note Below Regarding Separate Propositions) **	\$0	\$0	
Administrative Component	\$3,370,695	\$3,459,165	\$3,292,006
Program Component	\$31,528,297	\$32,571,351	\$32,371,351
Capital Component	\$8,589,983	\$9,126,301	\$9,126,301
<p>* Provide a statement of assumptions made in projecting a contingency budget for the 2025-26 school year, should the proposed budget be defeated pursuant to Section 2023 of the Education Law.</p> <p>The District cannot levy any more than the 2024-2025 fiscal year, resulting in a zero percent cap, thereby diminishing our ability to maintain a stable, and consistent long range financial plan and continue to offer a comprehensive academic program, given the escalating costs for healthcare, retirement, and other contractual obligations. GJSD is also prohibited in spending on community use of facilities, without a fee, new equipment purchases, nonessential maintenance, non-emergency capital expenditures, and student supplies. Further, the District would be required to explore reducing, critical instructional positions necessary to advance our academic program and support the social-emotional needs of our students.</p>			
<p>** List Separate Propositions that are not included in the Total Budgeted Amount: (Tax Levy associated with educational or transportation services propositions are not eligible for exclusion and may affect voter approval requirements)</p>	Description		Amount
			\$
			\$
			\$

	Under the Budget Proposed for the 2025-26 School Year
Estimated Basic STAR Exemption Savings <sup>1</sup>	\$447.00

The annual budget vote for the fiscal year 2025-26 by the qualified voters of the Greater Johnstown School District, Fulton County, New York, will be held at the Johnstown High School in said district on Tuesday, May 20, 2025 between the hours of 11:00 am and 8:00 pm, prevailing time in the Johnstown High School, at which time the polls will be opened to vote by voting ballot or machine.

1. The basic school tax relief (STAR) exemption is authorized by section 425 of the Real Property Tax Law.

2025-26 Property Tax Report Card

170600 - GREATER JOHNSTOWN SCHOOL DISTRICT

Contact Person: Alicia D. Koster, Assistant Superintendent	Budgeted 2024-25 (A)	Proposed Budget 2025-26 (B)
Telephone Number: 518-762-4611		
Total Budgeted Amount, not Including Separate Propositions	\$ 43,488,975	\$ 45,156,817
A. Proposed Tax Levy to Support the Total Budgeted Amount <sup>1</sup>	\$ 12,265,659	\$ 12,632,818
B. Tax Levy to Support Library Debt, if Applicable	\$ -	\$ -
C. Tax Levy for Non-Excludable Propositions, if Applicable <sup>2</sup>	\$ -	\$ -
D. Total Tax Cap Reserve Amount Used to Reduce Current Year Levy, if Applicable	\$ -	\$ -
E. Total Proposed School Year Tax Levy (A + B + C - D)	\$ 12,265,659	\$ 12,632,818
F. Permissible Exclusions to the School Tax Levy Limit	\$ 1,224,312	\$ 1,299,294
G. School Tax Levy Limit, <u>Excluding</u> Levy for Permissible Exclusions <sup>3</sup>	\$ 11,041,347	\$ 11,333,523
H. Total Proposed School Year Tax Levy, <u>Excluding</u> Levy to Support Library Debt and/or Permissible Exclusions (Ei - B - F + D)	\$ 11,041,347	\$ 11,333,523
I. Difference: (G - H); (negative value requires 60.0% voter approval) <sup>2</sup>	\$ -	\$ -
Public School Enrollment	1,563	1,542
Consumer Price Index		2.95%

<sup>1</sup> Include any prior year reserve for excess tax levy, including interest.

<sup>2</sup> Tax levy associated with educational or transportation services propositions are not eligible for exclusion under the School Tax Levy Limit and may affect voter approval requirements.

<sup>3</sup> For 2025-26, include any carryover from 2024-25 and exclude any tax levy for library debt or prior year reserve for excess tax levy, including interest.

	Actual 2024-25 (D)	Estimated 2025-2026 (E)
Adjusted Restricted Fund Balance	\$ 15,840,459	\$ 14,819,319
Assigned Appropriated Fund Balance	\$ 3,952,777	\$ 4,917,608
Adjusted Unrestricted Fund Balance	\$ 3,488,046	\$ 1,806,273
Adjusted Unrestricted Fund Balance as a Percent of the Total Budget	8.00%	4.00%

Schedule of Reserve Funds

Reserve Type	Reserve Name	Reserve Description *	3/31/2025	6/30/25 Estimated Ending Balance	Intended Use of the Reserve in the 2025-26 School Year
Capital	Capital Construction Reserve 2020	To pay the cost of any object or purpose for which bonds may be issued.	\$ 598,138	\$ 602,558	N/A
Capital	Capital Construction Reserve 2024	To pay the cost of any object or purpose for which bonds may be issued.	\$ 7,759,745	\$ 7,816,431	N/A
Repair	N/A	To pay the cost of repairs to capital improvements or equipment.	\$ -	\$ -	N/A
Workers' Compensation	Workers Compensation	To pay for Workers Compensation and benefits.	\$ 2,657,359	\$ 1,376,996	Upon voter approval of budget, reducing reserve by \$1,300,000 and using to support budgetary revenues and pay for claim expense
Unemployment Insurance	Unemployment Insurance	To pay the cost of reimbursement to the State Unemployment Insurance Fund.	\$ 400,165	\$ 403,122	N/A
Reserve for Tax Reduction	N/A	For the gradual use of the proceeds of the sale of school district real property.	\$ -	\$ -	N/A
Mandatory Reserve for Debt Service	Mandatory Reserve for Debt Service	To cover debt service payments on outstanding obligations (bonds, BANS) after the sale of district capital assets or improvements.	\$ 597,641	\$ 537,904	\$59,737 to offset the cost of existing debt on a sold building.
Insurance	N/A	To pay liability, casualty, and other types of uninsured losses.	\$ -	\$ -	N/A
Property Loss	Property Loss	To establish and maintain a program of reserves to cover property loss.	\$ 526,369	\$ 530,258	N/A
Liability	Liability	To establish and maintain a program of reserves to cover liability claims incurred.	\$ 27,971	\$ 28,177	N/A
Tax Certiorari	Tax Certiorari	To establish a reserve fund for tax certiorari settlements	\$ 411,847	\$ 214,890	Pending certiorari settlement, approximately \$200,000 payment in refunds.
Reserve for Insurance Recoveries	N/A	To account for unexpended proceeds of insurance recoveries at the fiscal year end.	\$ -	\$ -	N/A
EBALR – Employee Benefit Accrued Liability	EBALR – Employee Benefit Accrued Liability	For the payment of accrued 'employee benefits' due to employees upon termination of service.	\$ 186,652	\$ 188,031	N/A
Retirement Contribution	Retirement Contribution - ERS	To fund employer retirement contributions to the State and Local Employees' Retirement System	\$ 2,747,761	\$ 2,268,066	Upon voter approval of budget, using \$500,000 to pay projected employer contribution for ERS
Retirement Contribution	Retirement Contribution Sub-Fund - TRS	To fund employer retirement contributions to the State and Local Teachers' Retirement System	\$ 308,063	\$ 310,339	N/A
Other Reserve					

# Greater Johnstown School Distr

## Revenue Status Report By Function From 7/1/2025 To 6/30/2026



Account	Description	Budget	Adjustments	Revised Budget	Revenue Earned	Unearned Revenue
<a href="#">A 1001</a>	Real Property Taxes	12,632,818.00	0.00	12,632,818.00	0.00	12,632,818.00
<a href="#">A 1081</a>	Other Payments In Lieu of Taxes	41,141.00	0.00	41,141.00	0.00	41,141.00
<a href="#">A 1090</a>	Interest & Penalties on Real Prop.	10,000.00	0.00	10,000.00	0.00	10,000.00
<a href="#">A 1111</a>	Tax on Consumer Utility Bills	430,000.00	0.00	430,000.00	0.00	430,000.00
<a href="#">A 1310</a>	Day School Tuition From Individuals	15,500.00	0.00	15,500.00	0.00	15,500.00
<a href="#">A 1320</a>	Summer School Tuition	100.00	0.00	100.00	0.00	100.00
<a href="#">A 2230</a>	Day School Tuition from Other Distr	106,750.00	0.00	106,750.00	0.00	106,750.00
<a href="#">A 2389</a>	Misc. Rev.-Other Governments	15,000.00	0.00	15,000.00	0.00	15,000.00
<a href="#">A 2401</a>	Interest & Earnings	168,200.00	0.00	168,200.00	0.00	168,200.00
<a href="#">A 2701</a>	Refund of Prior Year - BOCES	600,000.00	0.00	600,000.00	0.00	600,000.00
<a href="#">A 2705</a>	Gifts & Donations	1,000.00	0.00	1,000.00	0.00	1,000.00
<a href="#">A 2770</a>	Other Unclassified Revenues	70,000.00	0.00	70,000.00	0.00	70,000.00
<a href="#">A 2770..2</a>	E-Rate Revenue	37,000.00	0.00	37,000.00	0.00	37,000.00
<a href="#">A 3101</a>	Basic Formula	22,583,427.00	0.00	22,583,427.00	0.00	22,583,427.00
<a href="#">A 3101..1</a>	Excess Cost	360,000.00	0.00	360,000.00	0.00	360,000.00
<a href="#">A 3103</a>	Board of Cooperative Ed. Services	2,564,802.00	0.00	2,564,802.00	0.00	2,564,802.00
<a href="#">A 3104</a>	Chapter 47 Tuition & Transport Student	240,000.00	0.00	240,000.00	0.00	240,000.00
<a href="#">A 3260</a>	Textbooks	115,723.00	0.00	115,723.00	0.00	115,723.00
<a href="#">A 3262</a>	Computer Software Aid/Hardware	28,011.00	0.00	28,011.00	0.00	28,011.00
<a href="#">A 3289</a>	Other State Aid	40,000.00	0.00	40,000.00	0.00	40,000.00
<a href="#">A 4601</a>	Medicaid Assistance	120,000.00	0.00	120,000.00	0.00	120,000.00
<a href="#">A 5050</a>	Interfund Transfer for Debt Service	59,737.00	0.00	59,737.00	0.00	59,737.00
<b>A Totals:</b>		<b>40,239,209.00</b>	<b>0.00</b>	<b>40,239,209.00</b>	<b>0.00</b>	<b>40,239,209.00</b>
<b>Grand Totals:</b>		<b>40,239,209.00</b>	<b>0.00</b>	<b>40,239,209.00</b>	<b>0.00</b>	<b>40,239,209.00</b>



# Greater Johnstown School Distr

Appropriation Status Detail Report By Function From 7/1/2025 To 6/30/2026



Account	Description		Budget	Adjustments	Adj. Budget	Expensed	Encumbered	Available
<a href="#">A 1010.401-29-0000</a>	Other Contract Expense		17,442.00	0.00	17,442.00	0.00	0.00	17,442.00
<a href="#">A 1010.421-29-0000</a>	Postage		35.00	0.00	35.00	0.00	0.00	35.00
<a href="#">A 1010.425-29-0000</a>	Travel		500.00	0.00	500.00	0.00	0.00	500.00
<a href="#">A 1010.501-29-0000</a>	Supplies - General		900.00	0.00	900.00	0.00	0.00	900.00
<b>1010</b>	<b>BOARD OF EDUCATION</b>	*	<b>18,877.00</b>	<b>0.00</b>	<b>18,877.00</b>	<b>0.00</b>	<b>0.00</b>	<b>18,877.00</b>
<a href="#">A 1040.160-00-0000</a>	Salaries, Support		55,495.00	0.00	55,495.00	0.00	0.00	55,495.00
<a href="#">A 1040.166-00-0000</a>	Extra Pay, Support		660.00	0.00	660.00	0.00	0.00	660.00
<a href="#">A 1040.401-29-0000</a>	Other Contract Expense		350.00	0.00	350.00	0.00	0.00	350.00
<a href="#">A 1040.421-29-0000</a>	Postage		350.00	0.00	350.00	0.00	0.00	350.00
<a href="#">A 1040.501-29-0000</a>	Supplies - General		100.00	0.00	100.00	0.00	0.00	100.00
<b>1040</b>	<b>DISTRICT CLERK</b>	*	<b>56,955.00</b>	<b>0.00</b>	<b>56,955.00</b>	<b>0.00</b>	<b>0.00</b>	<b>56,955.00</b>
<a href="#">A 1060.401-29-0000</a>	Other Contract Expense		17,225.00	0.00	17,225.00	0.00	0.00	17,225.00
<b>1060</b>	<b>DISTRICT MEETING</b>	*	<b>17,225.00</b>	<b>0.00</b>	<b>17,225.00</b>	<b>0.00</b>	<b>0.00</b>	<b>17,225.00</b>
<b>10</b>		**	<b>93,057.00</b>	<b>0.00</b>	<b>93,057.00</b>	<b>0.00</b>	<b>0.00</b>	<b>93,057.00</b>
<a href="#">A 1240.150-00-0000</a>	Salaries, Instructional		178,817.00	0.00	178,817.00	0.00	0.00	178,817.00
<a href="#">A 1240.160-00-0000</a>	Salaries, Support		63,954.00	0.00	63,954.00	0.00	0.00	63,954.00
<a href="#">A 1240.401-39-0000</a>	Other Contract Expense		5,950.00	0.00	5,950.00	0.00	0.00	5,950.00
<a href="#">A 1240.421-39-0000</a>	Postage		375.00	0.00	375.00	0.00	0.00	375.00
<a href="#">A 1240.425-39-0000</a>	Travel		825.00	0.00	825.00	0.00	0.00	825.00
<a href="#">A 1240.501-39-0000</a>	Supplies - General		1,000.00	0.00	1,000.00	0.00	0.00	1,000.00
<b>1240</b>	<b>CHIEF SCHOOL ADMINISTRATOR</b>	*	<b>250,921.00</b>	<b>0.00</b>	<b>250,921.00</b>	<b>0.00</b>	<b>0.00</b>	<b>250,921.00</b>
<b>12</b>		**	<b>250,921.00</b>	<b>0.00</b>	<b>250,921.00</b>	<b>0.00</b>	<b>0.00</b>	<b>250,921.00</b>
<a href="#">A 1310.150-00-0000</a>	Salaries, Instructional		50,470.00	0.00	50,470.00	0.00	0.00	50,470.00
<a href="#">A 1310.160-00-0000</a>	Salaries, Support		148,221.00	0.00	148,221.00	0.00	0.00	148,221.00
<a href="#">A 1310.162-00-0000</a>	Overtime, Support		2,000.00	0.00	2,000.00	0.00	0.00	2,000.00
<a href="#">A 1310.166-00-0000</a>	Extra Pay, Support		2,000.00	0.00	2,000.00	0.00	0.00	2,000.00
<a href="#">A 1310.201-00-0000</a>	Equipment - General		6,000.00	0.00	6,000.00	0.00	0.00	6,000.00
<a href="#">A 1310.401-00-0000</a>	Other Contract Expense		7,170.00	0.00	7,170.00	0.00	0.00	7,170.00
<a href="#">A 1310.421-00-0000</a>	Postage		2,500.00	0.00	2,500.00	0.00	0.00	2,500.00
<a href="#">A 1310.425-00-0000</a>	Travel		500.00	0.00	500.00	0.00	0.00	500.00
<a href="#">A 1310.490-00-0000</a>	Services from BOCES		25,635.00	0.00	25,635.00	0.00	0.00	25,635.00
<a href="#">A 1310.501-00-0000</a>	Supplies - General		6,000.00	0.00	6,000.00	0.00	0.00	6,000.00
<a href="#">A 1310.502-00-0000</a>	Supplies/Equipment		1,000.00	0.00	1,000.00	0.00	0.00	1,000.00

# Greater Johnstown School Distr

## Appropriation Status Detail Report By Function From 7/1/2025 To 6/30/2026



Account	Description		Budget	Adjustments	Adj. Budget	Expensed	Encumbered	Available
<b>1310</b>	<b>BUSINESS ADMINISTRATION</b>	*	<b>251,496.00</b>	<b>0.00</b>	<b>251,496.00</b>	<b>0.00</b>	<b>0.00</b>	<b>251,496.00</b>
<a href="#">A 1320.401-00-0000</a>	Other Contract Expense		41,222.00	0.00	41,222.00	0.00	0.00	41,222.00
<b>1320</b>	<b>AUDITING</b>	*	<b>41,222.00</b>	<b>0.00</b>	<b>41,222.00</b>	<b>0.00</b>	<b>0.00</b>	<b>41,222.00</b>
<a href="#">A 1325.160-00-0000</a>	Salaries, Support		71,750.00	0.00	71,750.00	0.00	0.00	71,750.00
<a href="#">A 1325.401-00-0000</a>	Other Contract Expense		750.00	0.00	750.00	0.00	0.00	750.00
<a href="#">A 1325.425-00-0000</a>	Travel		500.00	0.00	500.00	0.00	0.00	500.00
<b>1325</b>	<b>TREASURER</b>	*	<b>73,000.00</b>	<b>0.00</b>	<b>73,000.00</b>	<b>0.00</b>	<b>0.00</b>	<b>73,000.00</b>
<a href="#">A 1330.160-00-0000</a>	Salaries, Support		7,600.00	0.00	7,600.00	0.00	0.00	7,600.00
<a href="#">A 1330.401-00-0000</a>	Other Contract Expense		5,000.00	0.00	5,000.00	0.00	0.00	5,000.00
<a href="#">A 1330.421-00-0000</a>	Postage		1,056.00	0.00	1,056.00	0.00	0.00	1,056.00
<a href="#">A 1330.501-00-0000</a>	Supplies - General		600.00	0.00	600.00	0.00	0.00	600.00
<b>1330</b>	<b>TAX COLLECTOR</b>	*	<b>14,256.00</b>	<b>0.00</b>	<b>14,256.00</b>	<b>0.00</b>	<b>0.00</b>	<b>14,256.00</b>
<a href="#">A 1345.401-00-0000</a>	Other Contract Expense		7,464.00	0.00	7,464.00	0.00	0.00	7,464.00
<a href="#">A 1345.490-00-0000</a>	Services from BOCES		28,305.00	0.00	28,305.00	0.00	0.00	28,305.00
<b>1345</b>	<b>PURCHASING</b>	*	<b>35,769.00</b>	<b>0.00</b>	<b>35,769.00</b>	<b>0.00</b>	<b>0.00</b>	<b>35,769.00</b>
<a href="#">A 1380.401-00-0000</a>	Other Contract Expense		15,000.00	0.00	15,000.00	0.00	0.00	15,000.00
<b>1380</b>	<b>FISCAL AGENT FEE</b>	*	<b>15,000.00</b>	<b>0.00</b>	<b>15,000.00</b>	<b>0.00</b>	<b>0.00</b>	<b>15,000.00</b>
<b>13</b>		**	<b>430,743.00</b>	<b>0.00</b>	<b>430,743.00</b>	<b>0.00</b>	<b>0.00</b>	<b>430,743.00</b>
<a href="#">A 1420.401-00-0000</a>	Other Contract Expense		50,800.00	0.00	50,800.00	0.00	0.00	50,800.00
<a href="#">A 1420.490-00-0000</a>	BOCES Sevices		4,410.00	0.00	4,410.00	0.00	0.00	4,410.00
<b>1420</b>	<b>LEGAL</b>	*	<b>55,210.00</b>	<b>0.00</b>	<b>55,210.00</b>	<b>0.00</b>	<b>0.00</b>	<b>55,210.00</b>
<a href="#">A 1430.160-00-0000</a>	Salaries, Support		101,790.00	0.00	101,790.00	0.00	0.00	101,790.00
<a href="#">A 1430.401-00-0000</a>	Other Contract Expense		21,243.00	0.00	21,243.00	0.00	0.00	21,243.00
<a href="#">A 1430.401-39-0000</a>	Other Contract Expense		1,204.00	0.00	1,204.00	0.00	0.00	1,204.00
<a href="#">A 1430.490-00-0000</a>	Services from BOCES		25,919.00	0.00	25,919.00	0.00	0.00	25,919.00
<b>1430</b>	<b>PERSONNEL</b>	*	<b>150,156.00</b>	<b>0.00</b>	<b>150,156.00</b>	<b>0.00</b>	<b>0.00</b>	<b>150,156.00</b>
<a href="#">A 1460.490-00-0000</a>	BOCES Srvcs - Records Mngmnt		6,203.00	0.00	6,203.00	0.00	0.00	6,203.00
<b>1460</b>	<b>RECORDS MANAGEMENT OFFICER</b>	*	<b>6,203.00</b>	<b>0.00</b>	<b>6,203.00</b>	<b>0.00</b>	<b>0.00</b>	<b>6,203.00</b>
<a href="#">A 1480.166-00-00</a>	Extra pay, Support		350.00	0.00	350.00	0.00	0.00	350.00
<a href="#">A 1480.421-00-0000</a>	Postage		500.00	0.00	500.00	0.00	0.00	500.00
<a href="#">A 1480.490-00-0000</a>	Services from BOCES		140,761.00	0.00	140,761.00	0.00	0.00	140,761.00
<a href="#">A 1480.501-00-0000</a>	Supplies - General		200.00	0.00	200.00	0.00	0.00	200.00
<b>1480</b>	<b>PUBLIC INFORMATION &amp; SERVICES</b>	*	<b>141,811.00</b>	<b>0.00</b>	<b>141,811.00</b>	<b>0.00</b>	<b>0.00</b>	<b>141,811.00</b>

# Greater Johnstown School Distr

## Appropriation Status Detail Report By Function From 7/1/2025 To 6/30/2026



Account	Description	Budget	Adjustments	Adj. Budget	Expensed	Encumbered	Available
<b>14</b>	<b>**</b>	<b>353,380.00</b>	<b>0.00</b>	<b>353,380.00</b>	<b>0.00</b>	<b>0.00</b>	<b>353,380.00</b>
<a href="#">A 1620.160-00-0000</a>	Salaries, Support	250,976.00	0.00	250,976.00	0.00	0.00	250,976.00
<a href="#">A 1620.160-00-0012</a>	Salaries, Support	22,950.00	0.00	22,950.00	0.00	0.00	22,950.00
<a href="#">A 1620.160-11-0000</a>	Salaries, Support-Custodians, Glebe	95,102.00	0.00	95,102.00	0.00	0.00	95,102.00
<a href="#">A 1620.160-13-0000</a>	Salaries, Support-Custodians, Pleasant	144,927.00	0.00	144,927.00	0.00	0.00	144,927.00
<a href="#">A 1620.160-14-0000</a>	Salaries, Support-Custodians, Warren	146,827.00	0.00	146,827.00	0.00	0.00	146,827.00
<a href="#">A 1620.160-21-0000</a>	Salaries, Support-Custodians, Knox	140,407.00	0.00	140,407.00	0.00	0.00	140,407.00
<a href="#">A 1620.160-25-0000</a>	Salaries, Support-Custodians, JHS	245,409.00	0.00	245,409.00	0.00	0.00	245,409.00
<a href="#">A 1620.162-00-0000</a>	Overtime, Support	10,639.00	0.00	10,639.00	0.00	0.00	10,639.00
<a href="#">A 1620.162-11-0000</a>	Overtime, Support-Custodians, Glebe	3,407.00	0.00	3,407.00	0.00	0.00	3,407.00
<a href="#">A 1620.162-13-0000</a>	Overtime, Support-Custodians, Pleasant	6,599.00	0.00	6,599.00	0.00	0.00	6,599.00
<a href="#">A 1620.162-14-0000</a>	Overtime, Support-Custodians, Warren	12,770.00	0.00	12,770.00	0.00	0.00	12,770.00
<a href="#">A 1620.162-21-0000</a>	Overtime, Support-Custodians, Knox	16,172.00	0.00	16,172.00	0.00	0.00	16,172.00
<a href="#">A 1620.162-25-0000</a>	Overtime, Support-Custodians, JHS	23,863.00	0.00	23,863.00	0.00	0.00	23,863.00
<a href="#">A 1620.166-00-0000</a>	Extra Pay, Support	5,100.00	0.00	5,100.00	0.00	0.00	5,100.00
<a href="#">A 1620.166-11-0000</a>	Extra Pay, Support-Custodians, Glebe	4,044.00	0.00	4,044.00	0.00	0.00	4,044.00
<a href="#">A 1620.166-13-0000</a>	Extra Pay, Support-Custodians, Pleasant	4,259.00	0.00	4,259.00	0.00	0.00	4,259.00
<a href="#">A 1620.166-14-0000</a>	Extra Pay, Support-Custodians, Warren	6,487.00	0.00	6,487.00	0.00	0.00	6,487.00
<a href="#">A 1620.166-21-0000</a>	Extra Pay, Support-Custodians, Knox	3,728.00	0.00	3,728.00	0.00	0.00	3,728.00
<a href="#">A 1620.166-25-0000</a>	Extra Pay, Support-Custodians, JHS	15,642.00	0.00	15,642.00	0.00	0.00	15,642.00
<a href="#">A 1620.168-00-0000</a>	Subs, Support Staff/Sick	7,568.00	0.00	7,568.00	0.00	0.00	7,568.00
<a href="#">A 1620.168-11-0000</a>	Subs, Support Staff-Custodians/Sick, Glebe	2,379.00	0.00	2,379.00	0.00	0.00	2,379.00
<a href="#">A 1620.168-13-0000</a>	Subs, Support Staff-Custodians/Sick, Pleasant	3,892.00	0.00	3,892.00	0.00	0.00	3,892.00
<a href="#">A 1620.168-14-0000</a>	Subs, Support Staff-Custodians,/Sick, Warren	4,757.00	0.00	4,757.00	0.00	0.00	4,757.00
<a href="#">A 1620.168-21-0000</a>	Subs, Support Staff-Custodians,/Sick, Knox	4,757.00	0.00	4,757.00	0.00	0.00	4,757.00
<a href="#">A 1620.168-25-0000</a>	Subs, Support Staff-Custodians,/Sick, JHS	7,568.00	0.00	7,568.00	0.00	0.00	7,568.00
<a href="#">A 1620.201-00-0000</a>	Equipment - General	100,219.00	0.00	100,219.00	0.00	0.00	100,219.00
<a href="#">A 1620.401-00-0000</a>	Other Contract Expense	145,872.00	0.00	145,872.00	0.00	0.00	145,872.00
<a href="#">A 1620.411-00-0000</a>	Fuel Oil	2,200.00	0.00	2,200.00	0.00	0.00	2,200.00
<a href="#">A 1620.412-11-0000</a>	Electric - Glebe	27,000.00	0.00	27,000.00	0.00	0.00	27,000.00
<a href="#">A 1620.412-13-0000</a>	Electric - Pleasant	30,000.00	0.00	30,000.00	0.00	0.00	30,000.00
<a href="#">A 1620.412-14-0000</a>	Electric - Warren	45,100.00	0.00	45,100.00	0.00	0.00	45,100.00
<a href="#">A 1620.412-21-0000</a>	Electric - Knox	35,000.00	0.00	35,000.00	0.00	0.00	35,000.00

# Greater Johnstown School Distr

## Appropriation Status Detail Report By Function From 7/1/2025 To 6/30/2026



Account	Description	Budget	Adjustments	Adj. Budget	Expensed	Encumbered	Available
<a href="#">A 1620.412-25-0000</a>	Electric - JHS	159,500.00	0.00	159,500.00	0.00	0.00	159,500.00
<a href="#">A 1620.412-31-0000</a>	Electric - Admin Ctr	2,200.00	0.00	2,200.00	0.00	0.00	2,200.00
<a href="#">A 1620.412-32-0000</a>	Electric - BG	3,000.00	0.00	3,000.00	0.00	0.00	3,000.00
<a href="#">A 1620.413-00-0000</a>	Fuel Gas	20,000.00	0.00	20,000.00	0.00	0.00	20,000.00
<a href="#">A 1620.413-11-0000</a>	Gas - Glebe	12,000.00	0.00	12,000.00	0.00	0.00	12,000.00
<a href="#">A 1620.413-13-0000</a>	Gas - Pleasant	20,000.00	0.00	20,000.00	0.00	0.00	20,000.00
<a href="#">A 1620.413-14-0000</a>	Gas - Warren	15,000.00	0.00	15,000.00	0.00	0.00	15,000.00
<a href="#">A 1620.413-21-0000</a>	Gas - Knox	31,000.00	0.00	31,000.00	0.00	0.00	31,000.00
<a href="#">A 1620.413-25-0000</a>	Gas - JHS	84,000.00	0.00	84,000.00	0.00	0.00	84,000.00
<a href="#">A 1620.413-31-0000</a>	Gas - Admin Ctr.	3,150.00	0.00	3,150.00	0.00	0.00	3,150.00
<a href="#">A 1620.413-32-0000</a>	Gas - BG	4,500.00	0.00	4,500.00	0.00	0.00	4,500.00
<a href="#">A 1620.416-00-0000</a>	Water and Sewer	27,011.00	0.00	27,011.00	0.00	0.00	27,011.00
<a href="#">A 1620.418-00-0000</a>	Telephone	67,362.00	0.00	67,362.00	0.00	0.00	67,362.00
<a href="#">A 1620.425-00-0000</a>	Travel	4,200.00	0.00	4,200.00	0.00	0.00	4,200.00
<a href="#">A 1620.490-00-0000</a>	Services from BOCES	124,980.00	0.00	124,980.00	0.00	0.00	124,980.00
<a href="#">A 1620.501-00-0000</a>	Supplies - General	115,360.00	0.00	115,360.00	0.00	0.00	115,360.00
<a href="#">A 1620.502-00-0000</a>	Supplies, General	8,000.00	0.00	8,000.00	0.00	0.00	8,000.00
<a href="#">A 1620.521-00-0000</a>	Small Tools	400.00	0.00	400.00	0.00	0.00	400.00
<b>1620</b>	<b>OPERATION OF PLANT</b>	<b>2,277,283.00</b>	<b>0.00</b>	<b>2,277,283.00</b>	<b>0.00</b>	<b>0.00</b>	<b>2,277,283.00</b>
<a href="#">A 1621.160-00-0000</a>	Salaries, Support	232,809.00	0.00	232,809.00	0.00	0.00	232,809.00
<a href="#">A 1621.162-00-0000</a>	Overtime, Support	34,986.00	0.00	34,986.00	0.00	0.00	34,986.00
<a href="#">A 1621.166-00-0000</a>	Extra Pay, Support	2,040.00	0.00	2,040.00	0.00	0.00	2,040.00
<a href="#">A 1621.201-00-0000</a>	Equipment - General	3,060.00	0.00	3,060.00	0.00	0.00	3,060.00
<a href="#">A 1621.201-18-0000</a>	Maint. Equip - Cafeteria	7,000.00	0.00	7,000.00	0.00	0.00	7,000.00
<a href="#">A 1621.401-00-0000</a>	Other Contract Expense	165,000.00	0.00	165,000.00	0.00	0.00	165,000.00
<a href="#">A 1621.401-18-0000</a>	Maint Contractual - Cafeteria	15,200.00	0.00	15,200.00	0.00	0.00	15,200.00
<a href="#">A 1621.490-00-0000</a>	BOCES services	17,187.00	0.00	17,187.00	0.00	0.00	17,187.00
<a href="#">A 1621.501-00-0000</a>	Supplies - General	106,000.00	0.00	106,000.00	0.00	0.00	106,000.00
<a href="#">A 1621.501-18-0000</a>	Maint Supplies - Cafeteria	6,000.00	0.00	6,000.00	0.00	0.00	6,000.00
<a href="#">A 1621.572-00-0000</a>	Gasoline	22,000.00	0.00	22,000.00	0.00	0.00	22,000.00
<b>1621</b>	<b>MAINTENANCE OF PLANT</b>	<b>611,282.00</b>	<b>0.00</b>	<b>611,282.00</b>	<b>0.00</b>	<b>0.00</b>	<b>611,282.00</b>
<a href="#">A 1670.401-00-0000</a>	Other Contract Expense	5,000.00	0.00	5,000.00	0.00	0.00	5,000.00
<a href="#">A 1670.421-00-0000</a>	Postage	9,000.00	0.00	9,000.00	0.00	0.00	9,000.00

# Greater Johnstown School Distr

## Appropriation Status Detail Report By Function From 7/1/2025 To 6/30/2026



Account	Description		Budget	Adjustments	Adj. Budget	Expensed	Encumbered	Available
<b>1670</b>	<b>CENTRAL PRINTING &amp; MAILING</b>	<b>*</b>	<b>14,000.00</b>	<b>0.00</b>	<b>14,000.00</b>	<b>0.00</b>	<b>0.00</b>	<b>14,000.00</b>
<a href="#">A 1680.401-00-0000</a>	Other Contract Expense-Utilities-Internet		64,100.00	0.00	64,100.00	0.00	0.00	64,100.00
<a href="#">A 1680.490-00-0000</a>	Services from BOCES		826,630.00	0.00	826,630.00	0.00	0.00	826,630.00
<b>1680</b>	<b>CENTRAL DATA PROCESSING</b>	<b>*</b>	<b>890,730.00</b>	<b>0.00</b>	<b>890,730.00</b>	<b>0.00</b>	<b>0.00</b>	<b>890,730.00</b>
<b>16</b>		<b>**</b>	<b>3,793,295.00</b>	<b>0.00</b>	<b>3,793,295.00</b>	<b>0.00</b>	<b>0.00</b>	<b>3,793,295.00</b>
<a href="#">A 1910.401-00-0000</a>	Other Contract Expense		197,073.00	0.00	197,073.00	0.00	0.00	197,073.00
<b>1910</b>	<b>UNALLOCATED INSURANCE</b>	<b>*</b>	<b>197,073.00</b>	<b>0.00</b>	<b>197,073.00</b>	<b>0.00</b>	<b>0.00</b>	<b>197,073.00</b>
<a href="#">A 1920.401-00-0000</a>	Other Contract Expense		6,500.00	0.00	6,500.00	0.00	0.00	6,500.00
<b>1920</b>	<b>SCHOOL ASSOCIATION DUES</b>	<b>*</b>	<b>6,500.00</b>	<b>0.00</b>	<b>6,500.00</b>	<b>0.00</b>	<b>0.00</b>	<b>6,500.00</b>
<a href="#">A 1964.404-00-0000</a>	Refunds - Prior Years		5,000.00	0.00	5,000.00	0.00	0.00	5,000.00
<b>1964</b>	<b>REFUND ON REAL PROPERTY TAXES</b>	<b>*</b>	<b>5,000.00</b>	<b>0.00</b>	<b>5,000.00</b>	<b>0.00</b>	<b>0.00</b>	<b>5,000.00</b>
<a href="#">A 1981.490-00-0000</a>	Services from BOCES		507,333.00	0.00	507,333.00	0.00	0.00	507,333.00
<b>1981</b>	<b>BOCES ADMINISTRATIVE COSTS</b>	<b>*</b>	<b>507,333.00</b>	<b>0.00</b>	<b>507,333.00</b>	<b>0.00</b>	<b>0.00</b>	<b>507,333.00</b>
<b>19</b>		<b>**</b>	<b>715,906.00</b>	<b>0.00</b>	<b>715,906.00</b>	<b>0.00</b>	<b>0.00</b>	<b>715,906.00</b>
<a href="#">A 2010.150-00-0000</a>	Salaries, Instructional		99,419.00	0.00	99,419.00	0.00	0.00	99,419.00
<a href="#">A 2010.401-38-0000</a>	Other Contract Expense		10,410.00	0.00	10,410.00	0.00	0.00	10,410.00
<a href="#">A 2010.421-19-0000</a>	Postage		150.00	0.00	150.00	0.00	0.00	150.00
<a href="#">A 2010.425-00-0000</a>	Travel		200.00	0.00	200.00	0.00	0.00	200.00
<a href="#">A 2010.501-00-0000</a>	Supplies - General		500.00	0.00	500.00	0.00	0.00	500.00
<b>2010</b>	<b>CURRICULUM DEVEL &amp; SUPERVISION</b>	<b>*</b>	<b>110,679.00</b>	<b>0.00</b>	<b>110,679.00</b>	<b>0.00</b>	<b>0.00</b>	<b>110,679.00</b>
<a href="#">A 2020.150-13-0000</a>	Salaries, Instructional Admin, Pleasant		112,022.00	0.00	112,022.00	0.00	0.00	112,022.00
<a href="#">A 2020.150-14-0000</a>	Salaries, Instructional Admin, Warren		109,973.00	0.00	109,973.00	0.00	0.00	109,973.00
<a href="#">A 2020.150-21-0000</a>	Salaries, Instructional Admin, Knox		107,120.00	0.00	107,120.00	0.00	0.00	107,120.00
<a href="#">A 2020.150-25-0000</a>	Salaries, Instructional Admin, JHS		207,547.00	0.00	207,547.00	0.00	0.00	207,547.00
<a href="#">A 2020.156-13-0000</a>	Extra Pay, Admin, Pleasant		3,000.00	0.00	3,000.00	0.00	0.00	3,000.00
<a href="#">A 2020.156-14-0000</a>	Extra Pay, Admin, Warren		3,000.00	0.00	3,000.00	0.00	0.00	3,000.00
<a href="#">A 2020.156-21-0000</a>	Extra Pay, Admin, Knox		3,000.00	0.00	3,000.00	0.00	0.00	3,000.00
<a href="#">A 2020.156-25-0000</a>	Extra Pay, Admin, JHS		3,000.00	0.00	3,000.00	0.00	0.00	3,000.00
<a href="#">A 2020.160-13-0000</a>	Salaries, Support-Clerical, Pleasant		36,374.00	0.00	36,374.00	0.00	0.00	36,374.00
<a href="#">A 2020.160-14-0000</a>	Salaries, Support-Clerical, Warren		39,106.00	0.00	39,106.00	0.00	0.00	39,106.00
<a href="#">A 2020.160-21-0000</a>	Salaries, Support-Clerical, Knox		38,563.00	0.00	38,563.00	0.00	0.00	38,563.00
<a href="#">A 2020.160-25-0000</a>	Salaries, Support-Clerical, JHS		74,276.00	0.00	74,276.00	0.00	0.00	74,276.00
<a href="#">A 2020.162-13-0000</a>	Overtime, Support-Clerical, Pleasant		140.00	0.00	140.00	0.00	0.00	140.00

# Greater Johnstown School Distr

## Appropriation Status Detail Report By Function From 7/1/2025 To 6/30/2026



Account	Description	Budget	Adjustments	Adj. Budget	Expensed	Encumbered	Available
<a href="#">A 2020.162-14-0000</a>	Overtime, Support-Clerical, Warren	140.00	0.00	140.00	0.00	0.00	140.00
<a href="#">A 2020.162-21-0000</a>	Overtime, Support-Clerical, Knox	450.00	0.00	450.00	0.00	0.00	450.00
<a href="#">A 2020.162-25-0000</a>	Overtime, Support-Clerical, JHS	450.00	0.00	450.00	0.00	0.00	450.00
<a href="#">A 2020.168-13-0000</a>	Subs, Support -Clerical, Pleasant	1,650.00	0.00	1,650.00	0.00	0.00	1,650.00
<a href="#">A 2020.168-14-0000</a>	Subs, Support -Clerical, Warren	1,484.00	0.00	1,484.00	0.00	0.00	1,484.00
<a href="#">A 2020.168-21-0000</a>	Subs, Support -Clerical, Knox	5,989.00	0.00	5,989.00	0.00	0.00	5,989.00
<a href="#">A 2020.168-25-0000</a>	Subs, Support -Clerical, JHS	5,989.00	0.00	5,989.00	0.00	0.00	5,989.00
<a href="#">A 2020.401-00-0000</a>	Other Contract Expense	2,000.00	0.00	2,000.00	0.00	0.00	2,000.00
<a href="#">A 2020.401-38-0000</a>	Other Contract Expense-Admin	2,300.00	0.00	2,300.00	0.00	0.00	2,300.00
<a href="#">A 2020.421-00-0000</a>	Postage	50.00	0.00	50.00	0.00	0.00	50.00
<a href="#">A 2020.421-13-0000</a>	Postage-Pleasant	175.00	0.00	175.00	0.00	0.00	175.00
<a href="#">A 2020.421-14-0000</a>	Postage-Warren	175.00	0.00	175.00	0.00	0.00	175.00
<a href="#">A 2020.421-21-0000</a>	Postage-Knox	525.00	0.00	525.00	0.00	0.00	525.00
<a href="#">A 2020.421-25-0000</a>	Postage-JHS	525.00	0.00	525.00	0.00	0.00	525.00
<a href="#">A 2020.425-00-0000</a>	Travel	500.00	0.00	500.00	0.00	0.00	500.00
<a href="#">A 2020.425-38-0000</a>	Travel	1,000.00	0.00	1,000.00	0.00	0.00	1,000.00
<a href="#">A 2020.501-00-0000</a>	Supplies - General	100.00	0.00	100.00	0.00	0.00	100.00
<a href="#">A 2020.501-38-0000</a>	Supplies - General - Curriculum and Instruction	2,000.00	0.00	2,000.00	0.00	0.00	2,000.00
<a href="#">A 2020.506-38-0000</a>	Periodicals	300.00	0.00	300.00	0.00	0.00	300.00
<b>2020</b>	<b>SUPERVISION-REGULAR SCHOOL *</b>	<b>762,923.00</b>	<b>0.00</b>	<b>762,923.00</b>	<b>0.00</b>	<b>0.00</b>	<b>762,923.00</b>
<a href="#">A 2060.150-00-0000</a>	Salaries, Instructional-Planning	93,730.00	0.00	93,730.00	0.00	0.00	93,730.00
<a href="#">A 2060.401-00-0000</a>	Other Contract Expense	10,000.00	0.00	10,000.00	0.00	0.00	10,000.00
<a href="#">A 2060.490-00-0000</a>	Services from BOCES	34,622.00	0.00	34,622.00	0.00	0.00	34,622.00
<b>2060</b>	<b>RESEARCH, PLANNING &amp; EVALUAT *</b>	<b>138,352.00</b>	<b>0.00</b>	<b>138,352.00</b>	<b>0.00</b>	<b>0.00</b>	<b>138,352.00</b>
<a href="#">A 2070.401-13-0000</a>	Other Contract Expense - Inservice - Pleasant	1,200.00	0.00	1,200.00	0.00	0.00	1,200.00
<a href="#">A 2070.401-14-0000</a>	Other Contract Expense - Inservice - Warren	1,600.00	0.00	1,600.00	0.00	0.00	1,600.00
<a href="#">A 2070.401-21-0000</a>	Other Contract Expense - Inservice - Knox	2,400.00	0.00	2,400.00	0.00	0.00	2,400.00
<a href="#">A 2070.401-25-0000</a>	Other Contract Expense - Inservice - JHS	2,400.00	0.00	2,400.00	0.00	0.00	2,400.00
<a href="#">A 2070.401-39-0000</a>	Other Contract Expense - Superintendent	1,000.00	0.00	1,000.00	0.00	0.00	1,000.00
<a href="#">A 2070.425-19-0000</a>	Travel - Dir of SPED	500.00	0.00	500.00	0.00	0.00	500.00
<a href="#">A 2070.490-00-0000</a>	Services from BOCES	116,761.00	0.00	116,761.00	0.00	0.00	116,761.00
<a href="#">A 2070.501-39-0000</a>	Supplies - General - Superintendent	1,000.00	0.00	1,000.00	0.00	0.00	1,000.00
<b>2070</b>	<b>INSERVICE TRAINING-INSTRUCTION *</b>	<b>126,861.00</b>	<b>0.00</b>	<b>126,861.00</b>	<b>0.00</b>	<b>0.00</b>	<b>126,861.00</b>



# Greater Johnstown School Distr

## Appropriation Status Detail Report By Function From 7/1/2025 To 6/30/2026



Account	Description	Budget	Adjustments	Adj. Budget	Expensed	Encumbered	Available
<b>20</b>	<b>**</b>	<b>1,138,815.00</b>	<b>0.00</b>	<b>1,138,815.00</b>	<b>0.00</b>	<b>0.00</b>	<b>1,138,815.00</b>
<a href="#">A 2110.112-13-0000</a>	Salaries, Teachers, Pleasant	899,666.00	0.00	899,666.00	0.00	0.00	899,666.00
<a href="#">A 2110.113-14-0000</a>	Salaries, Teachers, Gr 3 - Warren	639,447.00	0.00	639,447.00	0.00	0.00	639,447.00
<a href="#">A 2110.118-13-0000</a>	Sub, Teachers, Pleasant	16,650.00	0.00	16,650.00	0.00	0.00	16,650.00
<a href="#">A 2110.120-14-0000</a>	Salaries, Teachers, Warren	925,568.00	0.00	925,568.00	0.00	0.00	925,568.00
<a href="#">A 2110.120-21-0000</a>	Salaries, Teachers, Knox	1,188,425.00	0.00	1,188,425.00	0.00	0.00	1,188,425.00
<a href="#">A 2110.125-13-0000</a>	Teaching Assistants, Pleasant	135,906.00	0.00	135,906.00	0.00	0.00	135,906.00
<a href="#">A 2110.125-14-0000</a>	Teaching Assistants, Warren	166,478.00	0.00	166,478.00	0.00	0.00	166,478.00
<a href="#">A 2110.126-13-0000</a>	Extra Pay - Pleasant	60,000.00	0.00	60,000.00	0.00	0.00	60,000.00
<a href="#">A 2110.126-13-0068</a>	Professional Development Pleasant	16,850.00	0.00	16,850.00	0.00	0.00	16,850.00
<a href="#">A 2110.126-14-0000</a>	Extra pay, Teachers, Warren	60,000.00	0.00	60,000.00	0.00	0.00	60,000.00
<a href="#">A 2110.126-14-0068</a>	Professional Development Warren	21,850.00	0.00	21,850.00	0.00	0.00	21,850.00
<a href="#">A 2110.128-13-0000</a>	Subs - Instructional - Pleasant	47,337.00	0.00	47,337.00	0.00	0.00	47,337.00
<a href="#">A 2110.128-14-0000</a>	Sub, Instructional, Warren/Sick	70,892.00	0.00	70,892.00	0.00	0.00	70,892.00
<a href="#">A 2110.130-21-0000</a>	Salaries, Teachers, Knox	1,001,789.00	0.00	1,001,789.00	0.00	0.00	1,001,789.00
<a href="#">A 2110.130-25-0000</a>	Salaries, Teachers, JHS	3,191,920.00	0.00	3,191,920.00	0.00	0.00	3,191,920.00
<a href="#">A 2110.135-21-0000</a>	Teaching Assistants, Knox	136,091.00	0.00	136,091.00	0.00	0.00	136,091.00
<a href="#">A 2110.135-25-0000</a>	Teaching Assistants, JHS	163,602.00	0.00	163,602.00	0.00	0.00	163,602.00
<a href="#">A 2110.136-00-0075</a>	Extra Pay, 7-12, Home Tutoring	10,000.00	0.00	10,000.00	0.00	0.00	10,000.00
<a href="#">A 2110.136-21-0000</a>	Extra pay, Instructional, Knox	60,000.00	0.00	60,000.00	0.00	0.00	60,000.00
<a href="#">A 2110.136-21-0068</a>	Professional Development Knox	25,000.00	0.00	25,000.00	0.00	0.00	25,000.00
<a href="#">A 2110.136-25-0000</a>	Extra pay, Instructional, JHS	100,000.00	0.00	100,000.00	0.00	0.00	100,000.00
<a href="#">A 2110.136-25-0026</a>	Extra Pay, 7-12, Detention, JHS	5,600.00	0.00	5,600.00	0.00	0.00	5,600.00
<a href="#">A 2110.136-25-0068</a>	Professional Development JHS	26,000.00	0.00	26,000.00	0.00	0.00	26,000.00
<a href="#">A 2110.138-21-0000</a>	Sub, Instructional, Knox/Sick	30,000.00	0.00	30,000.00	0.00	0.00	30,000.00
<a href="#">A 2110.138-25-0000</a>	Sub, Instructional, JHS/Sick	30,000.00	0.00	30,000.00	0.00	0.00	30,000.00
<a href="#">A 2110.160-13-0000</a>	Salaries, Aides & Monitors, Pleasant	129,046.00	0.00	129,046.00	0.00	0.00	129,046.00
<a href="#">A 2110.160-14-0000</a>	Salaries, Aides & Monitors, Warren	52,461.00	0.00	52,461.00	0.00	0.00	52,461.00
<a href="#">A 2110.160-21-0000</a>	Salaries, Aides & Monitors, Knox	104,662.00	0.00	104,662.00	0.00	0.00	104,662.00
<a href="#">A 2110.168-13-0000</a>	Subs, Aides & Monitors, Pleasant	1,590.00	0.00	1,590.00	0.00	0.00	1,590.00
<a href="#">A 2110.168-14-0000</a>	Subs, Aides & Monitors, Warren	742.00	0.00	742.00	0.00	0.00	742.00
<a href="#">A 2110.201-25-0000</a>	Equipment - General - JHS	5,000.00	0.00	5,000.00	0.00	0.00	5,000.00
<a href="#">A 2110.401-00-0058</a>	Other Contract Expense - Printing	2,000.00	0.00	2,000.00	0.00	0.00	2,000.00

# Greater Johnstown School Distr

## Appropriation Status Detail Report By Function From 7/1/2025 To 6/30/2026



Account	Description	Budget	Adjustments	Adj. Budget	Expensed	Encumbered	Available
<a href="#">A 2110.401-13-0000</a>	Other Contract Expense - Pleasant	15,350.00	0.00	15,350.00	0.00	0.00	15,350.00
<a href="#">A 2110.401-13-0068</a>	Contractual - PD - Pleasant	1,500.00	0.00	1,500.00	0.00	0.00	1,500.00
<a href="#">A 2110.401-13-0084</a>	Other Contract Expense - Music - Pleasant	300.00	0.00	300.00	0.00	0.00	300.00
<a href="#">A 2110.401-13-0096</a>	Contractual - Field Trips - PA	5,000.00	0.00	5,000.00	0.00	0.00	5,000.00
<a href="#">A 2110.401-14-0000</a>	Other Contract Expense - Warren	16,500.00	0.00	16,500.00	0.00	0.00	16,500.00
<a href="#">A 2110.401-14-0068</a>	Contractual - PD - Warren	1,500.00	0.00	1,500.00	0.00	0.00	1,500.00
<a href="#">A 2110.401-14-0084</a>	Other Contract Expense - Music - Warren	1,700.00	0.00	1,700.00	0.00	0.00	1,700.00
<a href="#">A 2110.401-14-0096</a>	Contractual - Field Trips - WS	5,000.00	0.00	5,000.00	0.00	0.00	5,000.00
<a href="#">A 2110.401-21-0000</a>	Other Contract Expense - Knox	25,000.00	0.00	25,000.00	0.00	0.00	25,000.00
<a href="#">A 2110.401-21-0068</a>	Contractual - PD - Knox	2,000.00	0.00	2,000.00	0.00	0.00	2,000.00
<a href="#">A 2110.401-21-0084</a>	Other Contract Expense - Music - Knox	5,000.00	0.00	5,000.00	0.00	0.00	5,000.00
<a href="#">A 2110.401-21-0088</a>	Other Contract Expense - Phys Ed - Knox	1,500.00	0.00	1,500.00	0.00	0.00	1,500.00
<a href="#">A 2110.401-21-0096</a>	Contractual - Field Trips - KN	5,000.00	0.00	5,000.00	0.00	0.00	5,000.00
<a href="#">A 2110.401-25-0000</a>	Other Contract Expense - JHS	60,000.00	0.00	60,000.00	0.00	0.00	60,000.00
<a href="#">A 2110.401-25-0068</a>	Contractual - JHS - PD	2,000.00	0.00	2,000.00	0.00	0.00	2,000.00
<a href="#">A 2110.401-25-0084</a>	Other Contract Expense - Music - JHS	10,000.00	0.00	10,000.00	0.00	0.00	10,000.00
<a href="#">A 2110.401-25-0088</a>	Other Contract Expense - Phys Ed - JHS	1,500.00	0.00	1,500.00	0.00	0.00	1,500.00
<a href="#">A 2110.401-25-0096</a>	Contractual - Field Trips - JHS	5,000.00	0.00	5,000.00	0.00	0.00	5,000.00
<a href="#">A 2110.425-00-0000</a>	Travel	1,800.00	0.00	1,800.00	0.00	0.00	1,800.00
<a href="#">A 2110.425-13-0000</a>	Travel-Pleasant	400.00	0.00	400.00	0.00	0.00	400.00
<a href="#">A 2110.425-14-0000</a>	Travel-Warren	400.00	0.00	400.00	0.00	0.00	400.00
<a href="#">A 2110.425-21-0000</a>	Travel-Knox	800.00	0.00	800.00	0.00	0.00	800.00
<a href="#">A 2110.425-25-0000</a>	Travel-JHS	800.00	0.00	800.00	0.00	0.00	800.00
<a href="#">A 2110.471-00-0000</a>	Tuition - NYS	7,000.00	0.00	7,000.00	0.00	0.00	7,000.00
<a href="#">A 2110.472-00-0000</a>	Tuition - Other (Private School)	10,000.00	0.00	10,000.00	0.00	0.00	10,000.00
<a href="#">A 2110.480-13-0024</a>	Textbooks - Pleasant	33,978.00	0.00	33,978.00	0.00	0.00	33,978.00
<a href="#">A 2110.480-14-0024</a>	Textbooks - Warren	26,217.00	0.00	26,217.00	0.00	0.00	26,217.00
<a href="#">A 2110.480-21-0024</a>	Textbooks - Knox	20,000.00	0.00	20,000.00	0.00	0.00	20,000.00
<a href="#">A 2110.480-25-0024</a>	Textbooks - JHS	50,000.00	0.00	50,000.00	0.00	0.00	50,000.00
<a href="#">A 2110.490-00-0000</a>	Services from BOCES	1,099,390.00	0.00	1,099,390.00	0.00	0.00	1,099,390.00
<a href="#">A 2110.490-13-0000</a>	Services from BOCES - Pleasant	67,260.00	0.00	67,260.00	0.00	0.00	67,260.00
<a href="#">A 2110.490-14-0000</a>	Services from BOCES - Warren	91,572.00	0.00	91,572.00	0.00	0.00	91,572.00
<a href="#">A 2110.490-21-0000</a>	Services from BOCES - Knox	58,896.00	0.00	58,896.00	0.00	0.00	58,896.00

# Greater Johnstown School Distr

## Appropriation Status Detail Report By Function From 7/1/2025 To 6/30/2026



Account	Description	Budget	Adjustments	Adj. Budget	Expensed	Encumbered	Available	
<a href="#">A 2110.490-25-0000</a>	Services from BOCES - JHS	103,000.00	0.00	103,000.00	0.00	0.00	103,000.00	
<a href="#">A 2110.490-25-0012</a>	Service from BOCES - Summer School-JHS	31,599.00	0.00	31,599.00	0.00	0.00	31,599.00	
<a href="#">A 2110.501-00-0000</a>	Supplies	105,533.00	0.00	105,533.00	0.00	0.00	105,533.00	
<a href="#">A 2110.501-13-0000</a>	Supplies - General - Pleasant	8,300.00	0.00	8,300.00	0.00	0.00	8,300.00	
<a href="#">A 2110.501-13-0058</a>	Supplies - General - Printing - Pleasant	600.00	0.00	600.00	0.00	0.00	600.00	
<a href="#">A 2110.501-13-0084</a>	Supplies - General - Music - Pleasant	450.00	0.00	450.00	0.00	0.00	450.00	
<a href="#">A 2110.501-13-0087</a>	Supplies - General - Art - Pleasant	725.00	0.00	725.00	0.00	0.00	725.00	
<a href="#">A 2110.501-13-0088</a>	Supplies - General - Phys Ed - Pleasant	470.00	0.00	470.00	0.00	0.00	470.00	
<a href="#">A 2110.501-14-0000</a>	Supplies - General - Warren	7,350.00	0.00	7,350.00	0.00	0.00	7,350.00	
<a href="#">A 2110.501-14-0058</a>	Supplies - General - Printing - Warren	600.00	0.00	600.00	0.00	0.00	600.00	
<a href="#">A 2110.501-14-0084</a>	Supplies - General - Music - Warren	750.00	0.00	750.00	0.00	0.00	750.00	
<a href="#">A 2110.501-14-0087</a>	Supplies - General - Art - Warren	1,425.00	0.00	1,425.00	0.00	0.00	1,425.00	
<a href="#">A 2110.501-14-0088</a>	Supplies - General - Phys Ed - Warren	680.00	0.00	680.00	0.00	0.00	680.00	
<a href="#">A 2110.501-21-0000</a>	Supplies - General - Knox	20,000.00	0.00	20,000.00	0.00	0.00	20,000.00	
<a href="#">A 2110.501-21-0058</a>	Supplies - General - Printing - Knox	1,200.00	0.00	1,200.00	0.00	0.00	1,200.00	
<a href="#">A 2110.501-21-0084</a>	Supplies - General - Music - Knox	2,875.00	0.00	2,875.00	0.00	0.00	2,875.00	
<a href="#">A 2110.501-21-0087</a>	Supplies - General - Art - Knox	5,120.00	0.00	5,120.00	0.00	0.00	5,120.00	
<a href="#">A 2110.501-21-0088</a>	Supplies - General - Phys Ed - Knox	4,000.00	0.00	4,000.00	0.00	0.00	4,000.00	
<a href="#">A 2110.501-25-0000</a>	Supplies - General - JHS	39,750.00	0.00	39,750.00	0.00	0.00	39,750.00	
<a href="#">A 2110.501-25-0058</a>	Supplies - General - Printing - JHS	1,200.00	0.00	1,200.00	0.00	0.00	1,200.00	
<a href="#">A 2110.501-25-0084</a>	Supplies - General - Music - JHS	2,875.00	0.00	2,875.00	0.00	0.00	2,875.00	
<a href="#">A 2110.501-25-0087</a>	Supplies - General - Art - JHS	5,120.00	0.00	5,120.00	0.00	0.00	5,120.00	
<a href="#">A 2110.501-25-0088</a>	Supplies - General - Phys Ed - JHS	4,000.00	0.00	4,000.00	0.00	0.00	4,000.00	
<a href="#">A 2110.501-38-0024</a>	Textbook supplies	2,000.00	0.00	2,000.00	0.00	0.00	2,000.00	
<a href="#">A 2110.501-38-0027</a>	Supplies - General - Curr & Instr - Testing	3,100.00	0.00	3,100.00	0.00	0.00	3,100.00	
<a href="#">A 2110.502-25-0084</a>	Supplies/Equipment - Music - JHS	16,500.00	0.00	16,500.00	0.00	0.00	16,500.00	
<a href="#">A 2110.506-13-0000</a>	Periodicals - Pleasant	225.00	0.00	225.00	0.00	0.00	225.00	
<a href="#">A 2110.506-14-0000</a>	Periodicals - Warren	225.00	0.00	225.00	0.00	0.00	225.00	
<a href="#">A 2110.506-21-0000</a>	Periodicals - Knox	700.00	0.00	700.00	0.00	0.00	700.00	
<a href="#">A 2110.506-25-0000</a>	Periodicals - JHS	700.00	0.00	700.00	0.00	0.00	700.00	
<a href="#">A 2110.506-25-0087</a>	Periodicals - Art - JHS	100.00	0.00	100.00	0.00	0.00	100.00	
<a href="#">A 2110.510-00-0058</a>	Paper Supplies	31,105.00	0.00	31,105.00	0.00	0.00	31,105.00	
2110	TEACHING-REGULAR SCHOOL	*	11,359,212.00	0.00	11,359,212.00	0.00	0.00	11,359,212.00

# Greater Johnstown School Distr

## Appropriation Status Detail Report By Function From 7/1/2025 To 6/30/2026



Account	Description	Budget	Adjustments	Adj. Budget	Expensed	Encumbered	Available
<b>21</b>	<b>**</b>	<b>11,359,212.00</b>	<b>0.00</b>	<b>11,359,212.00</b>	<b>0.00</b>	<b>0.00</b>	<b>11,359,212.00</b>
<a href="#">A 2250.125-00-0012</a>	Salaries - Assistants Summer	3,150.00	0.00	3,150.00	0.00	0.00	3,150.00
<a href="#">A 2250.125-13-0000</a>	Salaries,TA-SPED,Pleasant	88,109.00	0.00	88,109.00	0.00	0.00	88,109.00
<a href="#">A 2250.125-14-0000</a>	Salaries,TA-SPED,Warren	53,831.00	0.00	53,831.00	0.00	0.00	53,831.00
<a href="#">A 2250.125-21-0000</a>	Salaries,TA-SPED, Knox	82,452.00	0.00	82,452.00	0.00	0.00	82,452.00
<a href="#">A 2250.126-00-0075</a>	Extra Pay K-6, SPED, Home Tutoring	3,500.00	0.00	3,500.00	0.00	0.00	3,500.00
<a href="#">A 2250.135-25-0000</a>	Salaries,TA-SPED,JHS	112,319.00	0.00	112,319.00	0.00	0.00	112,319.00
<a href="#">A 2250.136-00-0075</a>	Extra Pay 7-12, SPED, Home Tutoring	5,000.00	0.00	5,000.00	0.00	0.00	5,000.00
<a href="#">A 2250.150-00-0000</a>	Salaries, Instructional	204,637.00	0.00	204,637.00	0.00	0.00	204,637.00
<a href="#">A 2250.150-00-0012</a>	Salaries - Summer	7,500.00	0.00	7,500.00	0.00	0.00	7,500.00
<a href="#">A 2250.150-13-0000</a>	Salaries,Instructional-SPED,Pleasant	262,665.00	0.00	262,665.00	0.00	0.00	262,665.00
<a href="#">A 2250.150-14-0000</a>	Salaries,Instructional-SPED, Warren	283,252.00	0.00	283,252.00	0.00	0.00	283,252.00
<a href="#">A 2250.150-21-0000</a>	Salaries,Instructional-SPED,Knox	279,467.00	0.00	279,467.00	0.00	0.00	279,467.00
<a href="#">A 2250.150-25-0000</a>	Salaries, Instructional-SPED,JHS	576,824.00	0.00	576,824.00	0.00	0.00	576,824.00
<a href="#">A 2250.156-00-0000</a>	Extra Pay	6,270.00	0.00	6,270.00	0.00	0.00	6,270.00
<a href="#">A 2250.156-00-0068</a>	Professional Development	2,050.00	0.00	2,050.00	0.00	0.00	2,050.00
<a href="#">A 2250.156-13-0000</a>	Extra Pay, Instructional-SPED, Pleasant	6,984.00	0.00	6,984.00	0.00	0.00	6,984.00
<a href="#">A 2250.156-14-0000</a>	Extra Pay, Instructional-SPED, Warren	9,184.00	0.00	9,184.00	0.00	0.00	9,184.00
<a href="#">A 2250.156-21-0000</a>	Extra Pay, Instructional-SPED, Knox	7,000.00	0.00	7,000.00	0.00	0.00	7,000.00
<a href="#">A 2250.156-25-0000</a>	Extra Pay, Instructional-SPED, JHS	7,000.00	0.00	7,000.00	0.00	0.00	7,000.00
<a href="#">A 2250.158-13-0000</a>	Sub, Instructional-SPED/Sick, Pleasant	16,665.00	0.00	16,665.00	0.00	0.00	16,665.00
<a href="#">A 2250.158-14-0000</a>	Sub, Instructional-SPED/Sick, Warren	16,665.00	0.00	16,665.00	0.00	0.00	16,665.00
<a href="#">A 2250.158-21-0000</a>	Sub, Instructional-SPED/Sick, Knox	30,000.00	0.00	30,000.00	0.00	0.00	30,000.00
<a href="#">A 2250.158-25-0000</a>	Sub, Instructional-SPED/Sick, JHS	30,000.00	0.00	30,000.00	0.00	0.00	30,000.00
<a href="#">A 2250.160-00-0000</a>	Salaries, Support	41,249.00	0.00	41,249.00	0.00	0.00	41,249.00
<a href="#">A 2250.160-00-0012</a>	Support Staff Summer	1,931.00	0.00	1,931.00	0.00	0.00	1,931.00
<a href="#">A 2250.160-13-0000</a>	Salaries, Aides & Monitors-SPED, Pleasant	125,649.00	0.00	125,649.00	0.00	0.00	125,649.00
<a href="#">A 2250.160-14-0000</a>	Salaries, Aides & Monitors-SPED, Warren	132,479.00	0.00	132,479.00	0.00	0.00	132,479.00
<a href="#">A 2250.160-21-0000</a>	Salaries, Aides & Monitors-SPED, Knox	47,666.00	0.00	47,666.00	0.00	0.00	47,666.00
<a href="#">A 2250.160-25-0000</a>	Salaries, Aides & Monitors-SPED, JHS	104,922.00	0.00	104,922.00	0.00	0.00	104,922.00
<a href="#">A 2250.162-00-0000</a>	Overtime, Support	500.00	0.00	500.00	0.00	0.00	500.00
<a href="#">A 2250.166-00-0000</a>	Extra Pay, Support	2,000.00	0.00	2,000.00	0.00	0.00	2,000.00
<a href="#">A 2250.168-13-0000</a>	Subs, Aides & Monitors - SPED, PA	6,130.00	0.00	6,130.00	0.00	0.00	6,130.00

# Greater Johnstown School Distr

## Appropriation Status Detail Report By Function From 7/1/2025 To 6/30/2026



Account	Description		Budget	Adjustments	Adj. Budget	Expensed	Encumbered	Available
<a href="#">A 2250.168-14-0000</a>	Subs, Aides & Monitors-SPED, Warren		6,470.00	0.00	6,470.00	0.00	0.00	6,470.00
<a href="#">A 2250.168-25-0000</a>	Subs, Aides & Monitors-SPED, JHS		5,400.00	0.00	5,400.00	0.00	0.00	5,400.00
<a href="#">A 2250.401-00-0000</a>	Other Contract Expense		275,000.00	0.00	275,000.00	0.00	0.00	275,000.00
<a href="#">A 2250.401-19-0090</a>	SPED Cont - Hospitalized Tutoring		10,000.00	0.00	10,000.00	0.00	0.00	10,000.00
<a href="#">A 2250.421-00-0000</a>	Postage		2,000.00	0.00	2,000.00	0.00	0.00	2,000.00
<a href="#">A 2250.471-19-0000</a>	Tuition - NYS		254,000.00	0.00	254,000.00	0.00	0.00	254,000.00
<a href="#">A 2250.472-19-0000</a>	Tuition - Other (Private School)		194,000.00	0.00	194,000.00	0.00	0.00	194,000.00
<a href="#">A 2250.490-00-0000</a>	Services from BOCES		2,364,823.00	0.00	2,364,823.00	0.00	0.00	2,364,823.00
<a href="#">A 2250.501-19-0000</a>	Supplies - General - Dir of SPED		15,000.00	0.00	15,000.00	0.00	0.00	15,000.00
<a href="#">A 2250.501-19-0027</a>	Supplies - Testing - Dir of SPED		5,000.00	0.00	5,000.00	0.00	0.00	5,000.00
<b>2250</b>	<b>PROGRAMS-STUDENTS W/ DISABIL</b>	<b>*</b>	<b>5,688,743.00</b>	<b>0.00</b>	<b>5,688,743.00</b>	<b>0.00</b>	<b>0.00</b>	<b>5,688,743.00</b>
<a href="#">A 2280.490-25-0000</a>	Services from BOCES - JHS - CTE		1,296,448.00	0.00	1,296,448.00	0.00	0.00	1,296,448.00
<b>2280</b>	<b>OCCUPATIONAL EDUCATION</b>	<b>*</b>	<b>1,296,448.00</b>	<b>0.00</b>	<b>1,296,448.00</b>	<b>0.00</b>	<b>0.00</b>	<b>1,296,448.00</b>
<b>22</b>		<b>**</b>	<b>6,985,191.00</b>	<b>0.00</b>	<b>6,985,191.00</b>	<b>0.00</b>	<b>0.00</b>	<b>6,985,191.00</b>
<a href="#">A 2610.150-13-0000</a>	Salaries,Instr-Library,Pleasant		30,739.00	0.00	30,739.00	0.00	0.00	30,739.00
<a href="#">A 2610.150-14-0000</a>	Salaries,Instr-Library,Warren		29,252.00	0.00	29,252.00	0.00	0.00	29,252.00
<a href="#">A 2610.150-21-0000</a>	Salaries,Instr-Library,Knox		31,122.00	0.00	31,122.00	0.00	0.00	31,122.00
<a href="#">A 2610.150-25-0000</a>	Salaries,Instr-Library,JHS		31,444.00	0.00	31,444.00	0.00	0.00	31,444.00
<a href="#">A 2610.156-13-0000</a>	Extra Pay, Instr-Library, PA		550.00	0.00	550.00	0.00	0.00	550.00
<a href="#">A 2610.156-14-0000</a>	Extra Pay, Instr-Library, Warren		550.00	0.00	550.00	0.00	0.00	550.00
<a href="#">A 2610.156-21-0000</a>	Extra Pay, Instr-Library, Knox		2,500.00	0.00	2,500.00	0.00	0.00	2,500.00
<a href="#">A 2610.156-25-0000</a>	Extra Pay, Instr-Library, JHS		2,500.00	0.00	2,500.00	0.00	0.00	2,500.00
<a href="#">A 2610.158-13-0000</a>	Sub, Instr-Library, Pleasant		500.00	0.00	500.00	0.00	0.00	500.00
<a href="#">A 2610.158-14-0000</a>	Sub, Instr-Library, Warren		500.00	0.00	500.00	0.00	0.00	500.00
<a href="#">A 2610.158-21-0000</a>	Sub, Instr-Library, Knox		1,000.00	0.00	1,000.00	0.00	0.00	1,000.00
<a href="#">A 2610.158-25-0000</a>	Sub, Instr-Library, JHS		1,000.00	0.00	1,000.00	0.00	0.00	1,000.00
<a href="#">A 2610.401-25-0022</a>	Other Contract Expense		2,500.00	0.00	2,500.00	0.00	0.00	2,500.00
<a href="#">A 2610.490-13-0000</a>	Services from BOCES-Library-Pleasant		20,521.00	0.00	20,521.00	0.00	0.00	20,521.00
<a href="#">A 2610.490-14-0000</a>	Services from BOCES-Library-Warren		24,890.00	0.00	24,890.00	0.00	0.00	24,890.00
<a href="#">A 2610.490-21-0000</a>	Services from BOCES-Library-Knox		25,750.00	0.00	25,750.00	0.00	0.00	25,750.00
<a href="#">A 2610.490-25-0000</a>	Services from BOCES-Library-JHS		39,908.00	0.00	39,908.00	0.00	0.00	39,908.00
<a href="#">A 2610.501-13-0022</a>	Supplies - General - Library - Pleasant		300.00	0.00	300.00	0.00	0.00	300.00
<a href="#">A 2610.501-14-0022</a>	Supplies - General - Library - Warren		400.00	0.00	400.00	0.00	0.00	400.00

# Greater Johnstown School Distr

## Appropriation Status Detail Report By Function From 7/1/2025 To 6/30/2026



Account	Description	Budget	Adjustments	Adj. Budget	Expensed	Encumbered	Available
<a href="#">A 2610.501-21-0022</a>	Supplies - General - Library - Knox	750.00	0.00	750.00	0.00	0.00	750.00
<a href="#">A 2610.501-25-0022</a>	Supplies - General - Library - JHS	750.00	0.00	750.00	0.00	0.00	750.00
<a href="#">A 2610.506-13-0025</a>	Periodicals-Library-Pleasant	375.00	0.00	375.00	0.00	0.00	375.00
<a href="#">A 2610.506-14-0025</a>	Periodicals-Library-Warren	350.00	0.00	350.00	0.00	0.00	350.00
<a href="#">A 2610.506-21-0025</a>	Periodicals-Library-Knox	900.00	0.00	900.00	0.00	0.00	900.00
<a href="#">A 2610.506-25-0025</a>	Periodicals-Library-JHS	900.00	0.00	900.00	0.00	0.00	900.00
<a href="#">A 2610.507-13-0022</a>	Library - Aided, Pleasant	3,100.00	0.00	3,100.00	0.00	0.00	3,100.00
<a href="#">A 2610.507-14-0022</a>	Library - Aided, Warren	3,150.00	0.00	3,150.00	0.00	0.00	3,150.00
<a href="#">A 2610.507-21-0022</a>	Library - Aided, Knox	5,440.00	0.00	5,440.00	0.00	0.00	5,440.00
<a href="#">A 2610.507-25-0022</a>	Library - Aided, JHS	5,440.00	0.00	5,440.00	0.00	0.00	5,440.00
<b>2610</b>	<b>SCHOOL LIBRARY &amp; AUDIOVISUAL</b>	<b>267,081.00</b>	<b>0.00</b>	<b>267,081.00</b>	<b>0.00</b>	<b>0.00</b>	<b>267,081.00</b>
<a href="#">A 2630.160-00-0000</a>	Salaries, Support	117,961.00	0.00	117,961.00	0.00	0.00	117,961.00
<a href="#">A 2630.201-00-0000</a>	Equipment - General	5,100.00	0.00	5,100.00	0.00	0.00	5,100.00
<a href="#">A 2630.220-13-0021</a>	Aided Computer Hardware - Pleasant	22,200.00	0.00	22,200.00	0.00	0.00	22,200.00
<a href="#">A 2630.220-14-0021</a>	Aided Computer Hardware - Warren	22,200.00	0.00	22,200.00	0.00	0.00	22,200.00
<a href="#">A 2630.220-21-0021</a>	Aided Computer Hardware - Knox	52,250.00	0.00	52,250.00	0.00	0.00	52,250.00
<a href="#">A 2630.220-25-0021</a>	Aided Computer Hardware - JHS	52,250.00	0.00	52,250.00	0.00	0.00	52,250.00
<a href="#">A 2630.401-13-0000</a>	Other Contract Expense-Technology-Pleasant	8,050.00	0.00	8,050.00	0.00	0.00	8,050.00
<a href="#">A 2630.401-14-0000</a>	Other Contract Expense-Technology-Warren	8,050.00	0.00	8,050.00	0.00	0.00	8,050.00
<a href="#">A 2630.401-21-0000</a>	Other Contract Expense-Technology-Knox	24,100.00	0.00	24,100.00	0.00	0.00	24,100.00
<a href="#">A 2630.401-25-0000</a>	Other Contract Expense-Technology-JHS	24,100.00	0.00	24,100.00	0.00	0.00	24,100.00
<a href="#">A 2630.425-00-0000</a>	Travel	1,200.00	0.00	1,200.00	0.00	0.00	1,200.00
<a href="#">A 2630.460-13-0023</a>	Aided Software - Classroom - Pleasant	7,350.00	0.00	7,350.00	0.00	0.00	7,350.00
<a href="#">A 2630.460-14-0023</a>	Aided Software - Classroom - Warren	7,350.00	0.00	7,350.00	0.00	0.00	7,350.00
<a href="#">A 2630.460-21-0023</a>	Aided Software - Classroom - Knox	17,640.00	0.00	17,640.00	0.00	0.00	17,640.00
<a href="#">A 2630.460-25-0023</a>	Aided Software - Classroom - JHS	17,640.00	0.00	17,640.00	0.00	0.00	17,640.00
<a href="#">A 2630.490-13-0000</a>	BOCES services - Pleasant	74,306.00	0.00	74,306.00	0.00	0.00	74,306.00
<a href="#">A 2630.490-14-0000</a>	BOCES services - Warren	79,083.00	0.00	79,083.00	0.00	0.00	79,083.00
<a href="#">A 2630.490-21-0000</a>	BOCES services - Knox	82,400.00	0.00	82,400.00	0.00	0.00	82,400.00
<a href="#">A 2630.490-25-0000</a>	BOCES services - JHS	394,597.00	0.00	394,597.00	0.00	0.00	394,597.00
<a href="#">A 2630.501-00-0000</a>	Supplies - General	10,000.00	0.00	10,000.00	0.00	0.00	10,000.00
<b>2630</b>	<b>COMPUTER ASSISTED INSTRUCTION</b>	<b>1,027,827.00</b>	<b>0.00</b>	<b>1,027,827.00</b>	<b>0.00</b>	<b>0.00</b>	<b>1,027,827.00</b>
<b>26</b>		<b>1,294,908.00</b>	<b>0.00</b>	<b>1,294,908.00</b>	<b>0.00</b>	<b>0.00</b>	<b>1,294,908.00</b>

# Greater Johnstown School Distr

## Appropriation Status Detail Report By Function From 7/1/2025 To 6/30/2026



Account	Description	Budget	Adjustments	Adj. Budget	Expensed	Encumbered	Available
<a href="#">A 2810.150-13-0000</a>	Salaries,Counselors,Pleasant	136,024.00	0.00	136,024.00	0.00	0.00	136,024.00
<a href="#">A 2810.150-14-0000</a>	Salaries,Counselors,Warren	80,061.00	0.00	80,061.00	0.00	0.00	80,061.00
<a href="#">A 2810.150-21-0000</a>	Salaries,Counselors,Knox	80,541.00	0.00	80,541.00	0.00	0.00	80,541.00
<a href="#">A 2810.150-25-0000</a>	Salaries,Counselors,JHS	155,600.00	0.00	155,600.00	0.00	0.00	155,600.00
<a href="#">A 2810.156-25-0000</a>	Extra Pay, Counselors, JHS	12,732.00	0.00	12,732.00	0.00	0.00	12,732.00
<a href="#">A 2810.160-25-0000</a>	Salaries, Support-Guidance, JHS	71,237.00	0.00	71,237.00	0.00	0.00	71,237.00
<a href="#">A 2810.166-00-0000</a>	Extra Pay, Support	500.00	0.00	500.00	0.00	0.00	500.00
<a href="#">A 2810.401-25-0000</a>	Guidance Contract Svcs-JHS	300.00	0.00	300.00	0.00	0.00	300.00
<a href="#">A 2810.421-21-0000</a>	Postage-Guidance - Knox	200.00	0.00	200.00	0.00	0.00	200.00
<a href="#">A 2810.421-25-0000</a>	Postage-Guidance - JHS	200.00	0.00	200.00	0.00	0.00	200.00
<a href="#">A 2810.501-21-0000</a>	Supplies - General - Guidance Office - Knox	1,000.00	0.00	1,000.00	0.00	0.00	1,000.00
<a href="#">A 2810.501-25-0000</a>	Supplies - General - Guidance Office - JHS	2,200.00	0.00	2,200.00	0.00	0.00	2,200.00
<a href="#">A 2810.506-25-0000</a>	Periodicals - Guidance Office - JHS	130.00	0.00	130.00	0.00	0.00	130.00
<b>2810</b>	<b>GUIDANCE-REGULAR SCHOOL *</b>	<b>540,725.00</b>	<b>0.00</b>	<b>540,725.00</b>	<b>0.00</b>	<b>0.00</b>	<b>540,725.00</b>
<a href="#">A 2815.160-00-0012</a>	Salaries, Support - Summer	6,000.00	0.00	6,000.00	0.00	0.00	6,000.00
<a href="#">A 2815.160-13-0000</a>	Salaries, Support -Health Svc, Pleasant	78,192.00	0.00	78,192.00	0.00	0.00	78,192.00
<a href="#">A 2815.160-14-0000</a>	Salaries, Support -Health Svc, Warren	47,778.00	0.00	47,778.00	0.00	0.00	47,778.00
<a href="#">A 2815.160-21-0000</a>	Salaries, Support -Health Svc, Knox	40,989.00	0.00	40,989.00	0.00	0.00	40,989.00
<a href="#">A 2815.160-25-0000</a>	Salaries, Support -Health Svc, JHS	62,160.00	0.00	62,160.00	0.00	0.00	62,160.00
<a href="#">A 2815.162-00-0000</a>	Overtime, Support	100.00	0.00	100.00	0.00	0.00	100.00
<a href="#">A 2815.166-13-0000</a>	Extra Pay, Support -Health Svc, Pleasant	213.00	0.00	213.00	0.00	0.00	213.00
<a href="#">A 2815.166-14-0000</a>	Extra Pay, Support -Health Svc, Warren	216.00	0.00	216.00	0.00	0.00	216.00
<a href="#">A 2815.166-21-0000</a>	Extra Pay, Support -Health Svc, Knox	700.00	0.00	700.00	0.00	0.00	700.00
<a href="#">A 2815.166-25-0000</a>	Extra Pay, Support-Health Svc, JHS	700.00	0.00	700.00	0.00	0.00	700.00
<a href="#">A 2815.201-00-0089</a>	Equipment - General	500.00	0.00	500.00	0.00	0.00	500.00
<a href="#">A 2815.401-00-0089</a>	Other Contract Expense - Health Services	47,400.00	0.00	47,400.00	0.00	0.00	47,400.00
<a href="#">A 2815.421-00-0089</a>	Postage	30.00	0.00	30.00	0.00	0.00	30.00
<a href="#">A 2815.501-00-0089</a>	Supplies - Health Services - General	3,109.00	0.00	3,109.00	0.00	0.00	3,109.00
<a href="#">A 2815.501-13-0089</a>	Supplies - Health Services - Pleasant	500.00	0.00	500.00	0.00	0.00	500.00
<a href="#">A 2815.501-14-0089</a>	Supplies - Health Services - Warren	580.00	0.00	580.00	0.00	0.00	580.00
<a href="#">A 2815.501-21-0089</a>	Supplies - Health Services - Knox	900.00	0.00	900.00	0.00	0.00	900.00
<a href="#">A 2815.501-25-0089</a>	Supplies - Health Services - JHS	900.00	0.00	900.00	0.00	0.00	900.00
<a href="#">A 2815.506-13-0089</a>	Periodicals-Health Svcs-Pleasant	65.00	0.00	65.00	0.00	0.00	65.00



# Greater Johnstown School Distr

## Appropriation Status Detail Report By Function From 7/1/2025 To 6/30/2026



Account	Description	Budget	Adjustments	Adj. Budget	Expensed	Encumbered	Available
<a href="#">A 2815.506-14-0089</a>	Periodicals-Health Svcs-Warren	65.00	0.00	65.00	0.00	0.00	65.00
<a href="#">A 2815.506-21-0089</a>	Periodicals-Health Svcs-Knox	130.00	0.00	130.00	0.00	0.00	130.00
<a href="#">A 2815.506-25-0089</a>	Periodicals-Health Svcs-JHS	130.00	0.00	130.00	0.00	0.00	130.00
<b>2815</b>	<b>HEALTH SERVICES-REGULAR SCHOOL *</b>	<b>291,357.00</b>	<b>0.00</b>	<b>291,357.00</b>	<b>0.00</b>	<b>0.00</b>	<b>291,357.00</b>
<a href="#">A 2820.150-13-0000</a>	Salaries, Psych, Pleasant	79,925.00	0.00	79,925.00	0.00	0.00	79,925.00
<a href="#">A 2820.150-13-0012</a>	Salaries, Psych, Pleasant-Summer	3,955.00	0.00	3,955.00	0.00	0.00	3,955.00
<a href="#">A 2820.150-14-0000</a>	Salaries, Psych, Warren	59,388.00	0.00	59,388.00	0.00	0.00	59,388.00
<a href="#">A 2820.150-14-0012</a>	Salaries, Psych, Warren-Summer	3,770.00	0.00	3,770.00	0.00	0.00	3,770.00
<a href="#">A 2820.150-21-0000</a>	Salaries, Psych,Knox	59,824.00	0.00	59,824.00	0.00	0.00	59,824.00
<a href="#">A 2820.150-21-0012</a>	Salaries, Psych, Knox - Summer	4,000.00	0.00	4,000.00	0.00	0.00	4,000.00
<a href="#">A 2820.150-25-0000</a>	Salaries, Psych, JHS	61,088.00	0.00	61,088.00	0.00	0.00	61,088.00
<a href="#">A 2820.150-25-0012</a>	Salaries, Psych, JHS-Summer	4,000.00	0.00	4,000.00	0.00	0.00	4,000.00
<a href="#">A 2820.156-13-0000</a>	Extra Pay, Psych, Pleasant	3,000.00	0.00	3,000.00	0.00	0.00	3,000.00
<a href="#">A 2820.156-14-0000</a>	Extra Pay, Psych,Warren	3,000.00	0.00	3,000.00	0.00	0.00	3,000.00
<a href="#">A 2820.156-21-0000</a>	Extra Pay, Psych, Knox	3,600.00	0.00	3,600.00	0.00	0.00	3,600.00
<a href="#">A 2820.156-25-0000</a>	Extra Pay, Psych, JHS	3,647.00	0.00	3,647.00	0.00	0.00	3,647.00
<b>2820</b>	<b>PSYCHOLOGICAL SRVC-REG SCHOOL *</b>	<b>289,197.00</b>	<b>0.00</b>	<b>289,197.00</b>	<b>0.00</b>	<b>0.00</b>	<b>289,197.00</b>
<a href="#">A 2825.150-14-0000</a>	Salaries, Social Work, Warren	63,042.00	0.00	63,042.00	0.00	0.00	63,042.00
<a href="#">A 2825.150-14-0012</a>	Salaries, Social Work-Warren-Summer	2,348.00	0.00	2,348.00	0.00	0.00	2,348.00
<a href="#">A 2825.150-21-0000</a>	Salaries, Social Work, KN	95,629.00	0.00	95,629.00	0.00	0.00	95,629.00
<a href="#">A 2825.150-25-0000</a>	Salaries, Social Work, JJSHS	61,161.00	0.00	61,161.00	0.00	0.00	61,161.00
<a href="#">A 2825.150-25-0012</a>	Salaries, Social Work-JJSHS - Summer	4,000.00	0.00	4,000.00	0.00	0.00	4,000.00
<a href="#">A 2825.401-13-0000</a>	Social Work Contract Svcs-Pleasant	500.00	0.00	500.00	0.00	0.00	500.00
<b>2825</b>	<b>SOCIAL WORK SRVC-REG SCHOOL *</b>	<b>226,680.00</b>	<b>0.00</b>	<b>226,680.00</b>	<b>0.00</b>	<b>0.00</b>	<b>226,680.00</b>
<a href="#">A 2850.156-13-0051</a>	Extra Pay, Extracurricular, Pleasant	3,047.00	0.00	3,047.00	0.00	0.00	3,047.00
<a href="#">A 2850.156-14-0051</a>	Extra Pay, Extracurricular, Warren	9,508.00	0.00	9,508.00	0.00	0.00	9,508.00
<a href="#">A 2850.156-21-0051</a>	Extra Pay, Extracurricular, Knox	15,000.00	0.00	15,000.00	0.00	0.00	15,000.00
<a href="#">A 2850.156-25-0051</a>	Extra Pay, Extracurricular, JHS	70,000.00	0.00	70,000.00	0.00	0.00	70,000.00
<a href="#">A 2850.160-25-0051</a>	Salaries, Support, Extracurricular, JHS	3,511.00	0.00	3,511.00	0.00	0.00	3,511.00
<a href="#">A 2850.401-14-0051</a>	Other Contract Expense-Extra-curricular - Warren	1,500.00	0.00	1,500.00	0.00	0.00	1,500.00
<a href="#">A 2850.401-21-0051</a>	Other Contract Expense-Extra-curricular - Knox	1,500.00	0.00	1,500.00	0.00	0.00	1,500.00
<a href="#">A 2850.401-25-0051</a>	Other Contract Expense-Extra-curricular - JHS	1,500.00	0.00	1,500.00	0.00	0.00	1,500.00
<a href="#">A 2850.401-25-0082</a>	Other Contract Expense - Winterguard - JHS	7,000.00	0.00	7,000.00	0.00	0.00	7,000.00



# Greater Johnstown School Distr

## Appropriation Status Detail Report By Function From 7/1/2025 To 6/30/2026



Account	Description		Budget	Adjustments	Adj. Budget	Expensed	Encumbered	Available
<a href="#">A 2850.501-14-0051</a>	Supplies - General - Extra-curricular - Warren		1,000.00	0.00	1,000.00	0.00	0.00	1,000.00
<a href="#">A 2850.501-21-0051</a>	Supplies - General - Extra-curriculars - Knox		15,000.00	0.00	15,000.00	0.00	0.00	15,000.00
<a href="#">A 2850.501-25-0051</a>	Supplies - General - Extra-curriculars - JHS		20,000.00	0.00	20,000.00	0.00	0.00	20,000.00
<b>2850</b>	<b>CO-CURRICULAR ACTIV-REG SCHL</b>	<b>*</b>	<b>148,566.00</b>	<b>0.00</b>	<b>148,566.00</b>	<b>0.00</b>	<b>0.00</b>	<b>148,566.00</b>
<a href="#">A 2855.150-00-0052</a>	Salaries-Athletics-DW		109,492.00	0.00	109,492.00	0.00	0.00	109,492.00
<a href="#">A 2855.156-25-0052</a>	Extra Pay, Athletics, JHS		236,769.00	0.00	236,769.00	0.00	0.00	236,769.00
<a href="#">A 2855.160-25-0052</a>	Salaries, Support, Athletics, JHS		36,896.00	0.00	36,896.00	0.00	0.00	36,896.00
<a href="#">A 2855.166-00-0000</a>	Extra Pay, Support		930.00	0.00	930.00	0.00	0.00	930.00
<a href="#">A 2855.201-25-0052</a>	Equipment - General - Athletics - JHS		10,000.00	0.00	10,000.00	0.00	0.00	10,000.00
<a href="#">A 2855.401-25-0052</a>	Other Contract Expense - Athl - HS		105,000.00	0.00	105,000.00	0.00	0.00	105,000.00
<a href="#">A 2855.421-25-0052</a>	Postage		100.00	0.00	100.00	0.00	0.00	100.00
<a href="#">A 2855.425-21-0052</a>	Travel - Athletics - Knox		1,500.00	0.00	1,500.00	0.00	0.00	1,500.00
<a href="#">A 2855.425-25-0052</a>	Travel - Athletics - JHS		2,500.00	0.00	2,500.00	0.00	0.00	2,500.00
<a href="#">A 2855.490-25-0052</a>	BOCES services - Athletics - JHS		12,492.00	0.00	12,492.00	0.00	0.00	12,492.00
<a href="#">A 2855.501-21-0052</a>	Supplies - General - Knox		15,000.00	0.00	15,000.00	0.00	0.00	15,000.00
<a href="#">A 2855.501-25-0052</a>	Supplies - General - JHS		30,000.00	0.00	30,000.00	0.00	0.00	30,000.00
<a href="#">A 2855.506-25-0025</a>	Periodicals		50.00	0.00	50.00	0.00	0.00	50.00
<b>2855</b>	<b>INTERSCHOL ATHLETICS-REG SCHL</b>	<b>*</b>	<b>560,729.00</b>	<b>0.00</b>	<b>560,729.00</b>	<b>0.00</b>	<b>0.00</b>	<b>560,729.00</b>
<b>28</b>		<b>**</b>	<b>2,057,254.00</b>	<b>0.00</b>	<b>2,057,254.00</b>	<b>0.00</b>	<b>0.00</b>	<b>2,057,254.00</b>
<a href="#">A 5510.160-00-0000</a>	Salaries, Support		125,100.00	0.00	125,100.00	0.00	0.00	125,100.00
<a href="#">A 5510.401-00-0000</a>	Other Contract Expense		2,646,800.00	0.00	2,646,800.00	0.00	0.00	2,646,800.00
<a href="#">A 5510.572-00-0000</a>	Gasoline		115,000.00	0.00	115,000.00	0.00	0.00	115,000.00
<b>5510</b>	<b>DISTRICT TRANSPORT-MEDICAID</b>	<b>*</b>	<b>2,886,900.00</b>	<b>0.00</b>	<b>2,886,900.00</b>	<b>0.00</b>	<b>0.00</b>	<b>2,886,900.00</b>
<a href="#">A 5540.401-00-0000</a>	Other Contract Expense		3,000.00	0.00	3,000.00	0.00	0.00	3,000.00
<b>5540</b>	<b>CONTRACT TRANSPORT-MEDICAID</b>	<b>*</b>	<b>3,000.00</b>	<b>0.00</b>	<b>3,000.00</b>	<b>0.00</b>	<b>0.00</b>	<b>3,000.00</b>
<b>55</b>		<b>**</b>	<b>2,889,900.00</b>	<b>0.00</b>	<b>2,889,900.00</b>	<b>0.00</b>	<b>0.00</b>	<b>2,889,900.00</b>
<a href="#">A 7140.150-00-0070</a>	Salaries, Instructional		3,000.00	0.00	3,000.00	0.00	0.00	3,000.00
<a href="#">A 7140.401-00-0070</a>	Other Contract Expense		500.00	0.00	500.00	0.00	0.00	500.00
<b>7140</b>	<b>RECREATION</b>	<b>*</b>	<b>3,500.00</b>	<b>0.00</b>	<b>3,500.00</b>	<b>0.00</b>	<b>0.00</b>	<b>3,500.00</b>
<b>71</b>		<b>**</b>	<b>3,500.00</b>	<b>0.00</b>	<b>3,500.00</b>	<b>0.00</b>	<b>0.00</b>	<b>3,500.00</b>
<a href="#">A 7310.160-00-0072</a>	Salaries, Support		3,500.00	0.00	3,500.00	0.00	0.00	3,500.00
<b>7310</b>	<b>YOUTH PROGRAM</b>	<b>*</b>	<b>3,500.00</b>	<b>0.00</b>	<b>3,500.00</b>	<b>0.00</b>	<b>0.00</b>	<b>3,500.00</b>
<b>73</b>		<b>**</b>	<b>3,500.00</b>	<b>0.00</b>	<b>3,500.00</b>	<b>0.00</b>	<b>0.00</b>	<b>3,500.00</b>

# Greater Johnstown School Distr

## Appropriation Status Detail Report By Function From 7/1/2025 To 6/30/2026



Account	Description		Budget	Adjustments	Adj. Budget	Expensed	Encumbered	Available
<a href="#">A 9010.800-00-0000</a>	Fringe Benefits - ERS		501,600.00	0.00	501,600.00	0.00	0.00	501,600.00
<b>9010</b>	<b>STATE RETIREMENT</b>	*	<b>501,600.00</b>	<b>0.00</b>	<b>501,600.00</b>	<b>0.00</b>	<b>0.00</b>	<b>501,600.00</b>
<a href="#">A 9020.800-00-0000</a>	Fringe Benefits - TRS		1,397,988.00	0.00	1,397,988.00	0.00	0.00	1,397,988.00
<b>9020</b>	<b>TEACHERS' RETIREMENT</b>	*	<b>1,397,988.00</b>	<b>0.00</b>	<b>1,397,988.00</b>	<b>0.00</b>	<b>0.00</b>	<b>1,397,988.00</b>
<a href="#">A 9030.800-00-0000</a>	Fringe Benefits - SS/Med		1,090,000.00	0.00	1,090,000.00	0.00	0.00	1,090,000.00
<b>9030</b>	<b>SOCIAL SECURITY</b>	*	<b>1,090,000.00</b>	<b>0.00</b>	<b>1,090,000.00</b>	<b>0.00</b>	<b>0.00</b>	<b>1,090,000.00</b>
<a href="#">A 9040.800-00-0000</a>	Fringe Benefits - Wrkrs Comp		129,780.00	0.00	129,780.00	0.00	0.00	129,780.00
<b>9040</b>	<b>WORKERS' COMPENSATION</b>	*	<b>129,780.00</b>	<b>0.00</b>	<b>129,780.00</b>	<b>0.00</b>	<b>0.00</b>	<b>129,780.00</b>
<a href="#">A 9045.800-00-0000</a>	Fringe Benefits - Life Ins.		32,468.00	0.00	32,468.00	0.00	0.00	32,468.00
<b>9045</b>	<b>LIFE INSURANCE</b>	*	<b>32,468.00</b>	<b>0.00</b>	<b>32,468.00</b>	<b>0.00</b>	<b>0.00</b>	<b>32,468.00</b>
<a href="#">A 9050.800-00-0000</a>	Fringe Benefits - Unemployment		118,426.00	0.00	118,426.00	0.00	0.00	118,426.00
<b>9050</b>	<b>UNEMPLOYMENT INSURANCE</b>	*	<b>118,426.00</b>	<b>0.00</b>	<b>118,426.00</b>	<b>0.00</b>	<b>0.00</b>	<b>118,426.00</b>
<a href="#">A 9060.800-00-0000</a>	Fringe Benefits - Health/Dental		5,634,473.00	0.00	5,634,473.00	0.00	0.00	5,634,473.00
<b>9060</b>	<b>HOSPITAL, MEDICAL &amp; DENTAL INS</b>	*	<b>5,634,473.00</b>	<b>0.00</b>	<b>5,634,473.00</b>	<b>0.00</b>	<b>0.00</b>	<b>5,634,473.00</b>
<b>90</b>		**	<b>8,904,735.00</b>	<b>0.00</b>	<b>8,904,735.00</b>	<b>0.00</b>	<b>0.00</b>	<b>8,904,735.00</b>
<a href="#">A 9710.600-00-0000</a>	Debt Service - Principal		3,135,000.00	0.00	3,135,000.00	0.00	0.00	3,135,000.00
<a href="#">A 9710.700-00-0000</a>	Debt Service - Interest		721,100.00	0.00	721,100.00	0.00	0.00	721,100.00
<b>9710</b>	<b>DEBT SERVICE-SERIAL BONDS</b>	*	<b>3,856,100.00</b>	<b>0.00</b>	<b>3,856,100.00</b>	<b>0.00</b>	<b>0.00</b>	<b>3,856,100.00</b>
<a href="#">A 9711.600-00-0000</a>	Principal - Bonds - Construction		200,000.00	0.00	200,000.00	0.00	0.00	200,000.00
<a href="#">A 9711.700-00-0000</a>	Interest - Bonds - Construction		656,400.00	0.00	656,400.00	0.00	0.00	656,400.00
<b>9711</b>	<b>PRINCIPAL - BONDS - CONSTRUCTION</b>	*	<b>856,400.00</b>	<b>0.00</b>	<b>856,400.00</b>	<b>0.00</b>	<b>0.00</b>	<b>856,400.00</b>
<b>97</b>		**	<b>4,712,500.00</b>	<b>0.00</b>	<b>4,712,500.00</b>	<b>0.00</b>	<b>0.00</b>	<b>4,712,500.00</b>
<a href="#">A 9901.930-00-0000</a>	Transfers - Food Service		50,000.00	0.00	50,000.00	0.00	0.00	50,000.00
<a href="#">A 9901.950-00-0000</a>	Transfers - Special Aid		20,000.00	0.00	20,000.00	0.00	0.00	20,000.00
<b>9901</b>	<b>TRANSFER TO SPECIAL AID</b>	*	<b>70,000.00</b>	<b>0.00</b>	<b>70,000.00</b>	<b>0.00</b>	<b>0.00</b>	<b>70,000.00</b>
<a href="#">A 9950.900-00-0000</a>	Transfers - Capital Funds		100,000.00	0.00	100,000.00	0.00	0.00	100,000.00
<b>9950</b>	<b>TRANSFER TO CAPITAL</b>	*	<b>100,000.00</b>	<b>0.00</b>	<b>100,000.00</b>	<b>0.00</b>	<b>0.00</b>	<b>100,000.00</b>
<b>99</b>		**	<b>170,000.00</b>	<b>0.00</b>	<b>170,000.00</b>	<b>0.00</b>	<b>0.00</b>	<b>170,000.00</b>
<b>Fund ATotals:</b>			<b>45,156,817.00</b>	<b>0.00</b>	<b>45,156,817.00</b>	<b>0.00</b>	<b>0.00</b>	<b>45,156,817.00</b>
<b>Grand Totals:</b>			<b>45,156,817.00</b>	<b>0.00</b>	<b>45,156,817.00</b>	<b>0.00</b>	<b>0.00</b>	<b>45,156,817.00</b>

Equalized Total Assessed Value 1,174,638,357

Exemption Code	Exemption Name	Statutory Authority	Number of Exemptions	Total Equalized Value of Exemptions	Percent of Value Exempted
12100	NYS - GENERALLY	RPTL 404(1)	11	2,285,109	0.19
13100	CO - GENERALLY	RPTL 406(1)	23	59,556,102	5.07
13350	CITY - GENERALLY	RPTL 406(1)	89	9,534,837	0.81
13500	TOWN - GENERALLY	RPTL 406(1)	3	532,481	0.05
13800	SCHOOL DISTRICT	RPTL 408	11	34,440,065	2.93
14110	USA - SPECIFIED USES	STATE L 54	1	1,322,581	0.11
18020	MUNICIPAL INDUSTRIAL DEV AGENC	RPTL 412-a	6	39,352,652	3.35
21600	RES OF CLERGY - RELIG CORP OWN	RPTL 462	6	1,030,645	0.09
25110	NONPROF CORP - RELIG(CONST PRO	RPTL 420-a	28	16,026,634	1.36
25120	NONPROF CORP - EDUCL(CONST PRC	RPTL 420-a	2	153,248	0.01
25130	NONPROF CORP - CHAR (CONST PRO	RPTL 420-a	2	1,642,358	0.14
25210	NONPROF CORP - HOSPITAL	RPTL 420-a	9	3,196,347	0.27
25230	NONPROF CORP - MORAL/MENTAL IM	RPTL 420-a	14	7,158,989	0.61
25300	NONPROF CORP - SPECIFIED USES	RPTL 420-b	26	10,816,849	0.92
25500	NONPROF MED, DENTAL, HOSP SVCE	RPTL 486	2	2,049,521	0.17
26400	INC VOLUNTEER FIRE CO OR DEPT	RPTL 464(2)	6	2,472,588	0.21
27350	PRIVATELY OWNED CEMETERY LAND	RPTL 446	12	1,013,064	0.09
28520	NOT-FOR-PROFIT NURSING HOME CO	RPTL 422	1	4,032,258	0.34
28540	NOT-FOR-PROFIT HOUS CO - HOSTE	RPTL 422	14	5,899,997	0.50
29500	PERFORMING ARTS BUILDING	RPTL 427	1	129,032	0.01
41120	ALT VET EX-WAR PERIOD-NON-COMB	RPTL 458-a	2	0	0.00
41170	COLD WAR VETERANS (DISABLED)	RPTL 458-b	1	0	0.00
41400	CLERGY	RPTL 460	1	2,419	0.00
41700	AGRICULTURAL BUILDING	RPTL 483	20	625,115	0.05
41720	AGRICULTURAL DISTRICT	AG-MKTS L 305	76	1,729,949	0.15
41730	AGRIC LAND-INDIV NOT IN AG DIS	AG MKTS L 306	23	746,781	0.06
41804	PERSONS AGE 65 OR OVER	RPTL 467	37	972,827	0.08
41834	ENHANCED STAR	RPTL 425	673	64,640,891	5.50
41854	BASIC STAR 1999-2000	RPTL 425	1,074	38,034,385	3.24
47460	FOREST LAND CERTD AFTER 8/74	RPTL 480-a	5	568,558	0.05
47610	BUSINESS INVESTMENT PROPERTY P	RPTL 485-b	5	617,208	0.05
49500	SOLAR OR WIND ENERGY SYSTEM	RPTL 487	3	10,432,286	0.89

Equalized Total Assessed Value 1,174,638,357

Exemption Code	Exemption Name	Statutory Authority	Number of Exemptions	Total Equalized Value of Exemptions	Percent of Value Exempted
50000	SYSTEM CODE	STATUTORY AUTH NOT DEFINED	2	845,004	0.07
Total Exemptions Exclusive of System Exemptions:			2,187	321,015,776	27.33
Total System Exemptions:			2	845,004	0.07
Totals:			2,189	321,860,780	27.40

Values have been equalized using the Uniform Percentage of Value. The Exempt amounts do not take into consideration, payments in lieu of taxes or other payments for municipal services.

Amount, if any, attributable to payments in lieu of taxes: \_\_\_\_\_

Equalized Total Assessed Value 1,174,638,357

School District - 170800 Johnstown

Exemption Code	Exemption Name	Statutory Authority	Number of Exemptions	Total Equalized Value of Exemptions	Percent of Value Exempted
12100	NYS - GENERALLY	RPTL 404(1)	11	2,285,109	0.19
13100	CO - GENERALLY	RPTL 406(1)	23	59,556,102	5.07
13350	CITY - GENERALLY	RPTL 406(1)	89	9,534,837	0.81
13500	TOWN - GENERALLY	RPTL 406(1)	3	532,481	0.05
13800	SCHOOL DISTRICT	RPTL 408	11	34,440,065	2.93
14110	USA - SPECIFIED USES	STATE L 54	1	1,322,581	0.11
18020	MUNICIPAL INDUSTRIAL DEV AGENC	RPTL 412-a	6	39,352,652	3.35
21600	RES OF CLERGY - RELIG CORP OWN	RPTL 462	6	1,030,645	0.09
25110	NONPROF CORP - RELIG(CONST PRO	RPTL 420-a	28	16,026,634	1.36
25120	NONPROF CORP - EDUCL(CONST PRC	RPTL 420-a	2	153,248	0.01
25130	NONPROF CORP - CHAR (CONST PRO	RPTL 420-a	2	1,642,358	0.14
25210	NONPROF CORP - HOSPITAL	RPTL 420-a	9	3,196,347	0.27
25230	NONPROF CORP - MORAL/MENTAL IM	RPTL 420-a	14	7,158,989	0.61
25300	NONPROF CORP - SPECIFIED USES	RPTL 420-b	26	10,816,849	0.92
25500	NONPROF MED, DENTAL, HOSP SVCE	RPTL 486	2	2,049,521	0.17
26400	INC VOLUNTEER FIRE CO OR DEPT	RPTL 464(2)	6	2,472,588	0.21
27350	PRIVATELY OWNED CEMETERY LAND	RPTL 446	12	1,013,064	0.09
28520	NOT-FOR-PROFIT NURSING HOME CO	RPTL 422	1	4,032,258	0.34
28540	NOT-FOR-PROFIT HOUS CO - HOSTE	RPTL 422	14	5,899,997	0.50
29500	PERFORMING ARTS BUILDING	RPTL 427	1	129,032	0.01
41120	ALT VET EX-WAR PERIOD-NON-COMB	RPTL 458-a	2	0	0.00
41170	COLD WAR VETERANS (DISABLED)	RPTL 458-b	1	0	0.00
41400	CLERGY	RPTL 460	1	2,419	0.00
41700	AGRICULTURAL BUILDING	RPTL 483	20	625,115	0.05
41720	AGRICULTURAL DISTRICT	AG-MKTS L 305	76	1,729,949	0.15
41730	AGRIC LAND-INDIV NOT IN AG DIS	AG MKTS L 306	23	746,781	0.06
41804	PERSONS AGE 65 OR OVER	RPTL 467	37	972,827	0.08
41834	ENHANCED STAR	RPTL 425	673	64,640,891	5.50
41854	BASIC STAR 1999-2000	RPTL 425	1,074	38,034,385	3.24
47460	FOREST LAND CERTD AFTER 8/74	RPTL 480-a	5	568,558	0.05
47610	BUSINESS INVESTMENT PROPERTY P	RPTL 485-b	5	617,208	0.05
49500	SOLAR OR WIND ENERGY SYSTEM	RPTL 487	3	10,432,286	0.89

Equalized Total Assessed Value 1,174,638,357

School District - 170800 Johnstown

Exemption Code	Exemption Name	Statutory Authority	Number of Exemptions	Total Equalized Value of Exemptions	Percent of Value Exempted
50000	SYSTEM CODE	STATUTORY AUTH NOT DEFINED	2	845,004	0.07
Total Exemptions Exclusive of System Exemptions:			2,187	321,015,776	27.33
Total System Exemptions:			2	845,004	0.07
Totals:			2,189	321,860,780	27.40

Values have been equalized using the Uniform Percentage of Value. The Exempt amounts do not take into consideration, payments in lieu of taxes or other payments for municipal services.

Amount, if any, attributable to payments in lieu of taxes: \_\_\_\_\_

Equalized Total Assessed Value 44,301,317

School District - 170800 Johnstown

Exemption Code	Exemption Name	Statutory Authority	Number of Exemptions	Total Equalized Value of Exemptions	Percent of Value Exempted
18020	MUNICIPAL INDUSTRIAL DEV AGENC	RPTL 412-a	2	791,362	1.79
25210	NONPROF CORP - HOSPITAL	RPTL 420-a	1	622,961	1.41
25230	NONPROF CORP - MORAL/MENTAL IM	RPTL 420-a	1	177,878	0.40
47610	BUSINESS INVESTMENT PROPERTY P	RPTL 485-b	3	312,801	0.71
Total Exemptions Exclusive of System Exemptions:			7	1,905,002	4.30
Total System Exemptions:			0	0	0.00
Totals:			7	1,905,002	4.30

---

Values have been equalized using the Uniform Percentage of Value. The Exempt amounts do not take into consideration, payments in lieu of taxes or other payments for municipal services.

---

Amount, if any, attributable to payments in lieu of taxes: \_\_\_\_\_



Equalized Total Assessed Value 772,798,103

School District - 170800 Johnstown

Exemption Code	Exemption Name	Statutory Authority	Number of Exemptions	Total Equalized Value of Exemptions	Percent of Value Exempted
12100	NYS - GENERALLY	RPTL 404(1)	8	2,074,033	0.27
13100	CO - GENERALLY	RPTL 406(1)	11	49,725,644	6.43
13350	CITY - GENERALLY	RPTL 406(1)	89	9,534,837	1.23
13800	SCHOOL DISTRICT	RPTL 408	9	34,313,548	4.44
14110	USA - SPECIFIED USES	STATE L 54	1	1,322,581	0.17
18020	MUNICIPAL INDUSTRIAL DEV AGENC	RPTL 412-a	4	38,561,290	4.99
21600	RES OF CLERGY - RELIG CORP OWN	RPTL 462	6	1,030,645	0.13
25110	NONPROF CORP - RELIG(CONST PRO	RPTL 420-a	21	14,156,132	1.83
25120	NONPROF CORP - EDUC(CONST PRO	RPTL 420-a	1	100,000	0.01
25130	NONPROF CORP - CHAR (CONST PRO	RPTL 420-a	1	1,419,355	0.18
25210	NONPROF CORP - HOSPITAL	RPTL 420-a	8	2,573,386	0.33
25230	NONPROF CORP - MORAL/MENTAL IM	RPTL 420-a	11	6,512,741	0.84
25300	NONPROF CORP - SPECIFIED USES	RPTL 420-b	19	4,276,291	0.55
25500	NONPROF MED, DENTAL, HOSP SVCE	RPTL 486	1	250,000	0.03
27350	PRIVATELY OWNED CEMETERY LAND	RPTL 446	5	844,839	0.11
28520	NOT-FOR-PROFIT NURSING HOME CO	RPTL 422	1	4,032,258	0.52
28540	NOT-FOR-PROFIT HOUS CO - HOSTE	RPTL 422	11	4,783,064	0.62
29500	PERFORMING ARTS BUILDING	RPTL 427	1	129,032	0.02
41400	CLERGY	RPTL 460	1	2,419	0.00
41804	PERSONS AGE 65 OR OVER	RPTL 467	24	523,637	0.07
41834	ENHANCED STAR	RPTL 425	423	41,641,161	5.39
41854	BASIC STAR 1999-2000	RPTL 425	686	24,894,940	3.22
47610	BUSINESS INVESTMENT PROPERTY P	RPTL 485-b	1	235,887	0.03



Equalized Total Assessed Value 772,798,103

School District - 170800 Johnstown

Exemption Code	Exemption Name	Statutory Authority	Number of Exemptions	Total Equalized Value of Exemptions	Percent of Value Exempted
50000	SYSTEM CODE	STATUTORY AUTH NOT DEFINED	1	806,452	0.10
Total Exemptions Exclusive of System Exemptions:			1,343	242,937,720	31.44
Total System Exemptions:			1	806,452	0.10
Totals:			1,344	243,744,172	31.54

Values have been equalized using the Uniform Percentage of Value. The Exempt amounts do not take into consideration, payments in lieu of taxes or other payments for municipal services.

Amount, if any, attributable to payments in lieu of taxes: \_\_\_\_\_

Equalized Total Assessed Value 66,289,880

School District - 170800 Johnstown

Exemption Code	Exemption Name	Statutory Authority	Number of Exemptions	Total Equalized Value of Exemptions	Percent of Value Exempted
25300	NONPROF CORP - SPECIFIED USES	RPTL 420-b	4	3,103,497	4.68
26400	INC VOLUNTEER FIRE CO OR DEPT	RPTL 464(2)	2	150,756	0.23
27350	PRIVATELY OWNED CEMETERY LAND	RPTL 446	2	14,444	0.02
41120	ALT VET EX-WAR PERIOD-NON-COMB	RPTL 458-a	2	0	0.00
41170	COLD WAR VETERANS (DISABLED)	RPTL 458-b	1	0	0.00
41700	AGRICULTURAL BUILDING	RPTL 483	17	544,178	0.82
41720	AGRICULTURAL DISTRICT	AG-MKTS L 305	29	136,552	0.21
41730	AGRIC LAND-INDIV NOT IN AG DIS	AG MKTS L 306	2	4,422	0.01
41804	PERSONS AGE 65 OR OVER	RPTL 467	6	178,689	0.27
41834	ENHANCED STAR	RPTL 425	63	6,144,909	9.27
41854	BASIC STAR 1999-2000	RPTL 425	111	4,153,842	6.27
Total Exemptions Exclusive of System Exemptions:			239	14,431,289	21.77
Total System Exemptions:			0	0	0.00
Totals:			239	14,431,289	21.77

Values have been equalized using the Uniform Percentage of Value. The Exempt amounts do not take into consideration, payments in lieu of taxes or other payments for municipal services.

Amount, if any, attributable to payments in lieu of taxes: \_\_\_\_\_

Equalized Total Assessed Value 291,249,056

School District - 170800 Johnstown

Exemption Code	Exemption Name	Statutory Authority	Number of Exemptions	Total Equalized Value of Exemptions	Percent of Value Exempted
12100	NYS - GENERALLY	RPTL 404(1)	3	211,076	0.07
13100	CO - GENERALLY	RPTL 406(1)	12	9,830,458	3.38
13500	TOWN - GENERALLY	RPTL 406(1)	3	532,481	0.18
13800	SCHOOL DISTRICT	RPTL 408	2	126,517	0.04
25110	NONPROF CORP - RELIG(CONST PRO	RPTL 420-a	7	1,870,502	0.64
25120	NONPROF CORP - EDUC(CONST PRO	RPTL 420-a	1	53,248	0.02
25130	NONPROF CORP - CHAR (CONST PRO	RPTL 420-a	1	223,003	0.08
25230	NONPROF CORP - MORAL/MENTAL IM	RPTL 420-a	2	468,370	0.16
25300	NONPROF CORP - SPECIFIED USES	RPTL 420-b	3	3,437,061	1.18
25500	NONPROF MED, DENTAL, HOSP SVCE	RPTL 486	1	1,799,521	0.62
26400	INC VOLUNTEER FIRE CO OR DEPT	RPTL 464(2)	4	2,321,832	0.80
27350	PRIVATELY OWNED CEMETERY LAND	RPTL 446	5	153,781	0.05
28540	NOT-FOR-PROFIT HOUS CO - HOSTE	RPTL 422	3	1,116,933	0.38
41700	AGRICULTURAL BUILDING	RPTL 483	3	80,937	0.03
41720	AGRICULTURAL DISTRICT	AG-MKTS L 305	47	1,593,397	0.55
41730	AGRIC LAND-INDIV NOT IN AG DIS	AG MKTS L 306	21	742,359	0.25
41804	PERSONS AGE 65 OR OVER	RPTL 467	7	270,501	0.09
41834	ENHANCED STAR	RPTL 425	187	16,854,821	5.79
41854	BASIC STAR 1999-2000	RPTL 425	277	8,985,603	3.09
47460	FOREST LAND CERTD AFTER 8/74	RPTL 480-a	5	568,558	0.20
47610	BUSINESS INVESTMENT PROPERTY P	RPTL 485-b	1	68,520	0.02
49500	SOLAR OR WIND ENERGY SYSTEM	RPTL 487	3	10,432,286	3.58

Equalized Total Assessed Value 291,249,056

School District - 170800 Johnstown

Exemption Code	Exemption Name	Statutory Authority	Number of Exemptions	Total Equalized Value of Exemptions	Percent of Value Exempted
50000	SYSTEM CODE	STATUTORY AUTH NOT DEFINED	1	38,552	0.01
Total Exemptions Exclusive of System Exemptions:			598	61,741,765	21.20
Total System Exemptions:			1	38,552	0.01
Totals:			599	61,780,317	21.21

Values have been equalized using the Uniform Percentage of Value. The Exempt amounts do not take into consideration, payments in lieu of taxes or other payments for municipal services.

Amount, if any, attributable to payments in lieu of taxes: \_\_\_\_\_

# JOHNSTOWN CITY SCHOOL DISTRICT - NEW YORK STATE REPORT CARD [2023 - 24]

The New York State Report Card is an important part of the Board of Regents' effort to create educational equity and raise learning standards for all students. Knowledge gained from the report card on a school's or district's strengths and weaknesses can be used to improve instruction and services to students. The report card provides information to the public on school/district staff, students, and measures of school and district performance as required by the Every Student Succeeds Act (ESSA). Fundamentally, ESSA is about creating a set of interlocking strategies to promote educational equity by providing support to districts and schools as they work to ensure that every student succeeds. New York State is committed to ensuring that all students succeed and thrive in school no matter who they are, where they live, where they go to school, or where they come from.

## 2024-25 ACCOUNTABILITY STATUS AND SUPPORT MODEL BASED ON 2023-24 DATA

---

For information about how 2024-25 accountability statuses and support models were determined, see Understanding the New York State Accountability System under the Every Student Succeeds Act (ESSA) for 2024-25 Accountability Statuses Based on 2023-24 Results.

## LOCAL SUPPORT AND IMPROVEMENT

### SECTION 1003 SCHOOL IMPROVEMENT FUNDS (2023-24)

The link below provides a list of all Local Education Agencies and public schools that received Section 1003 school improvement funds, including the amount of funds each school received and the types of strategies implemented in each school with such funds.

Section 1003 School Improvement Funds Data (74.01 kilobytes)

For information on the use of Title I School Improvement funds, see:

- 2023-24 Title I School Improvement Grant 1003 (Basic)
- 2023-24 Title I School Improvement Grant 1003 Coaching for Excellence Grant
- 2023-24 Title I School Improvement Grant 1003 High School Redesign (HSR) Continuation Grant
- 2023-24 Title I School Improvement Grant 1003 Targeted Support for Long-term Identified Schools Grant
- 2024 Title I School Improvement Grant 1003 (Planning)
- 2024 Title I School Improvement Grant 1003 Supplemental Support
- 2024 Title I School Improvement Grant 1003 Resource Allocation Review (RAR) Pilot
- 2020-24 NYSIP-PLC Phase III

## ELEMENTARY/MIDDLE STATUSES AND SUPPORT MODELS BY SUBGROUP

Subgroup	Status And Support Model	Made Progress
All Students	Local Support and Improvement	NA
Hispanic or Latino	Local Support and Improvement	NA
Multiracial	Local Support and Improvement	NA
White	Local Support and Improvement	NA
Students with Disabilities	Local Support and Improvement	NA
Economically Disadvantaged	Local Support and Improvement	NA

### ELEMENTARY/MIDDLE INDICATOR LEVELS

Subgroup	Core Subject Performance	Weighted Average Performance	English Language Proficiency (ELP)	Chronic Absenteeism
All Students	2	3	—	2
Hispanic or Latino	2	2	—	1
Multiracial	2	2	—	2
White	2	3	—	2
Students with Disabilities	2	3	—	2
Economically Disadvantaged	3	4	—	2

## ELEMENTARY/MIDDLE CORE SUBJECT PERFORMANCE

Subgroup	Subject	Cohort	Index	Level
All Students	ELA	642	123.8	2
	Math	642	132.7	
	Combined	1,284	128.2	
American Indian or Alaska Native	ELA	3	—	—
	Math	3	—	
	Combined	6	—	
Asian or Native Hawaiian/Other Pacific Islander	ELA	8	175	—
	Math	8	168.8	
	Combined	16	—	
Black or African American	ELA	4	—	—
	Math	4	—	
	Combined	8	—	
Hispanic or Latino	ELA	57	100.9	2
	Math	57	111.4	
	Combined	114	106.1	
Multiracial	ELA	15	113.3	2
	Math	15	126.7	
	Combined	30	120	
White	ELA	555	125.5	2
	Math	555	135	
	Combined	1,110	130.2	
English Language Learner	ELA	13	69.2	—
	Math	13	92.3	
	Combined	26	—	
Students with Disabilities	ELA	102	66.7	2
	Math	102	69.1	
	Combined	204	67.9	
Economically Disadvantaged	ELA	358	107.7	3
	Math	358	113.7	
	Combined	716	110.7	

## ELEMENTARY/MIDDLE WEIGHTED AVERAGE PERFORMANCE

Subgroup	Subject	Cohort	Index	Level
All Students	ELA	642	123.8	3
	Math	642	132.7	
	Combined	1,284	128.2	
American Indian or Alaska Native	ELA	3	—	—
	Math	3	—	
	Combined	6	—	
Asian or Native Hawaiian/Other Pacific Islander	ELA	8	175	—
	Math	8	168.8	
	Combined	16	—	
Black or African American	ELA	4	—	—
	Math	4	—	
	Combined	8	—	
Hispanic or Latino	ELA	57	100.9	2
	Math	57	111.4	
	Combined	114	106.1	
Multiracial	ELA	16	106.3	2
	Math	16	118.8	
	Combined	32	112.5	
White	ELA	555	125.5	3
	Math	555	135	
	Combined	1,110	130.2	
English Language Learner	ELA	13	69.2	—
	Math	13	92.3	
	Combined	26	—	
Students with Disabilities	ELA	102	66.7	3
	Math	102	69.1	
	Combined	204	67.9	
Economically Disadvantaged	ELA	358	107.7	4
	Math	358	113.7	
	Combined	716	110.7	



**ELEMENTARY/MIDDLE ELP**

Subgroup	Number Of ELLs	Benchmark	Progress Rate	Success Ratio	Level
All Students	10	—	—	—	—
Asian or Native Hawaiian/Other Pacific Islander	1	—	—	—	—
Hispanic or Latino	9	—	—	—	—
English Language Learner	10	—	—	—	—
Students with Disabilities	2	—	—	—	—
Economically Disadvantaged	9	—	—	—	—

**ELEMENTARY/MIDDLE CHRONIC ABSENTEEISM**

Subgroup	Students Enrolled	Students Chronically Absent	Chronic Absenteeism Rate	Level
All Students	920	233	25.3%	2
American Indian or Alaska Native	4	—	—	—
Asian or Native Hawaiian/Other Pacific Islander	9	—	—	—
Black or African American	9	—	—	—
Hispanic or Latino	88	39	44.3%	1
Multiracial	35	13	37.1%	2
White	775	178	23%	2
English Language Learner	16	—	—	—
Students with Disabilities	151	48	31.8%	2
Economically Disadvantaged	551	192	34.8%	2

### ELEMENTARY/MIDDLE ELA PARTICIPATION RATE

Subgroup	Tested 95% In Current Year	Current Year Enrollment	Current Year Participation Rate
All Students	✓	677	98.5%
American Indian or Alaska Native	—	3	—
Asian or Native Hawaiian/Other Pacific Islander	—	8	—
Black or African American	—	5	—
Hispanic or Latino	✓	64	98.4%
Multiracial	—	18	—
White	✓	579	98.8%
English Language Learner	—	8	—
Students with Disabilities	✓	105	98.1%
Economically Disadvantaged	✓	385	98.2%

### ELEMENTARY/MIDDLE MATHEMATICS PARTICIPATION RATE

Subgroup	Tested 95% In Current Year	Current Year Enrollment	Current Year Participation Rate
All Students	✓	679	98.4%
American Indian or Alaska Native	—	3	—
Asian or Native Hawaiian/Other Pacific Islander	—	8	—
Black or African American	—	6	—
Hispanic or Latino	✓	64	96.9%
Multiracial	—	18	—
White	✓	580	98.8%
English Language Learner	—	8	—
Students with Disabilities	✓	106	98.1%
Economically Disadvantaged	✓	387	97.9%

### SECONDARY STATUSES AND SUPPORT MODELS BY SUBGROUP

Subgroup	Status And Support Model	Made Progress
All Students	Local Support and Improvement	NA
White	Local Support and Improvement	NA
Students with Disabilities	Local Support and Improvement	NA
Economically Disadvantaged	Local Support and Improvement	NA

## SECONDARY INDICATOR LEVELS

Subgroup	Core Subject Performance	Weighted Average Performance	Graduation Rate	English Language Proficiency (ELP)	Chronic Absenteeism
All Students	2	2	3	—	2
White	2	2	3	—	2
Students with Disabilities	1	1	3	—	2
Economically Disadvantaged	2	2	3	—	2

## SECONDARY CORE SUBJECT PERFORMANCE

Subgroup	Subject	Cohort	Index	Combined Index	Level
All Students	ELA	130	140	114.1	2
	Math	115	52.6		
	Science	113	167.3		
Black or African American	ELA	2	—	—	—
	Math	2	—		
	Science	2	—		
Hispanic or Latino	ELA	8	187.5	—	—
	Math	5	40		
	Science	7	171.4		
Multiracial	ELA	2	—	—	—
	Math	2	—		
	Science	2	—		
White	ELA	118	137.7	113.5	2
	Math	106	54.2		
	Science	102	166.2		
Students with Disabilities	ELA	13	30.8	37.9	1
	Math	11	9.1		
	Science	12	91.7		
Economically Disadvantaged	ELA	62	115.3	96.1	2
	Math	52	40.4		
	Science	52	151		

## SECONDARY WEIGHTED AVERAGE PERFORMANCE

Subgroup	Subject	Cohort	Index	Combined Index	Level
All Students	ELA	135	134.8	103.1	2
	Math	131	46.2		
	Science	134	141		
Black or African American	ELA	2	—	—	—
	Math	2	—		
	Science	2	—		
Hispanic or Latino	ELA	8	187.5	—	—
	Math	7	28.6		
	Science	8	150		
Multiracial	ELA	2	—	—	—
	Math	2	—		
	Science	2	—		
White	ELA	123	132.1	102.2	2
	Math	120	47.9		
	Science	122	138.9		
Students with Disabilities	ELA	15	26.7	30.9	1
	Math	15	6.7		
	Science	15	73.3		
Economically Disadvantaged	ELA	65	110	84.2	2
	Math	62	33.9		
	Science	65	120.8		

## SECONDARY GRADUATION RATE

Subgroup	Cohort	Number In Cohort	Number Graduated	Grad Rate	Average Grad Rate	Level
All Students	4-year	124	115	92.7%	92.4%	3
	5-year	133	124	93.2%		
	6-year	136	124	91.2%		
American Indian or Alaska Native	4-year	0	—	—	—	—
	5-year	1	—	—		
	6-year	0	—	—		
Asian or Native Hawaiian/Other Pacific Islander	4-year	2	—	—	—	—
	5-year	0	—	—		
	6-year	3	—	—		
Black or African American	4-year	0	—	—	—	—
	5-year	0	—	—		
	6-year	3	—	—		
Hispanic or Latino	4-year	7	—	—	—	—
	5-year	5	—	—		
	6-year	3	—	—		
Multiracial	4-year	0	—	—	—	—
	5-year	3	—	—		
	6-year	2	—	—		
White	4-year	115	107	93%	92.9%	3
	5-year	124	117	94.4%		
	6-year	125	114	91.2%		
English Language Learner	4-year	0	—	—	—	—
	5-year	1	—	—		
	6-year	1	—	—		
Students with Disabilities	4-year	14	—	—	77.8%	3
	5-year	18	14	77.8%		
	6-year	13	—	—		
Economically Disadvantaged	4-year	59	52	88.1%	87.5%	3
	5-year	52	46	88.5%		
	6-year	57	49	86%		

## SECONDARY CHRONIC ABSENTEEISM

Subgroup	Students Enrolled	Students Chronically Absent	Chronic Absenteeism Rate	Level
All Students	469	143	30.5%	2
Asian or Native Hawaiian/Other Pacific Islander	1	—	—	—
Black or African American	7	—	—	—
Hispanic or Latino	21	—	—	—
Multiracial	12	—	—	—
White	428	122	28.5%	2
Students with Disabilities	55	24	43.6%	2
Economically Disadvantaged	250	103	41.2%	2

## SECONDARY ELA PARTICIPATION RATE

Subgroup	Tested 95% In Current Year	Current Year 12th Grade Enrollment	Current Year Participation Rate
All Students	✓	142	95.8%
American Indian or Alaska Native	—	1	—
Asian or Native Hawaiian/Other Pacific Islander	—	1	—
Black or African American	—	2	—
Hispanic or Latino	—	9	—
Multiracial	—	2	—
White	✓	127	95.3%
Students with Disabilities	—	17	—
Economically Disadvantaged	✓	66	95.5%

## SECONDARY MATHEMATICS PARTICIPATION RATE

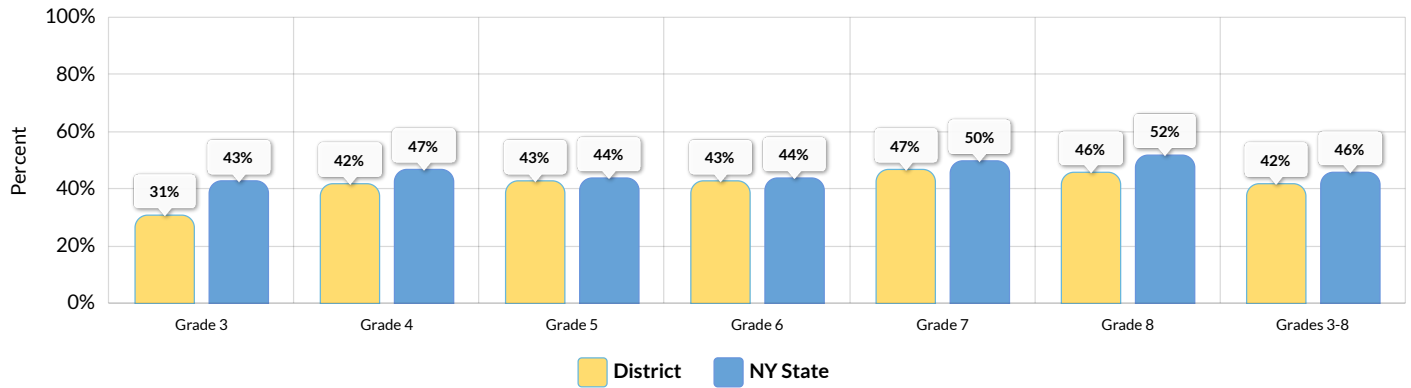
Subgroup	Tested 95% In Current Year	Current Year 12th Grade Enrollment	Current Year Participation Rate
All Students	X	140	84.3%
American Indian or Alaska Native	—	1	—
Asian or Native Hawaiian/Other Pacific Islander	—	1	—
Black or African American	—	2	—
Hispanic or Latino	—	8	—
Multiracial	—	2	—
White	X	126	84.9%
Students with Disabilities	—	17	—
Economically Disadvantaged	X	65	83.1%

# GRADES 3-8 ENGLISH LANGUAGE ARTS RESULTS (2023-24)

## SUMMARY RESULTS



Percent Scoring Proficient by Grade



Grade	Total	Not Tested		Tested		Level 1		Level 2		Level 3		Level 4		Proficient (Levels 3 & 4)	
	#	#	%	#	%	#	%	#	%	#	%	#	%	#	%
Grade 3	104	2	2%	102	98%	41	40%	29	28%	26	25%	6	6%	32	31%
Grade 4	108	2	2%	106	98%	32	30%	30	28%	32	30%	12	11%	44	42%
Grade 5	119	6	5%	113	95%	29	26%	35	31%	39	35%	10	9%	49	43%
Grade 6	117	7	6%	110	94%	23	21%	40	36%	33	30%	14	13%	47	43%
Grade 7	127	3	2%	124	98%	21	17%	45	36%	39	31%	19	15%	58	47%
Grade 8	113	8	7%	105	93%	24	23%	33	31%	34	32%	14	13%	48	46%
Grades 3-8	688	28	4%	660	96%	170	26%	212	32%	203	31%	75	11%	278	42%



## GRADE 3 ELA RESULTS

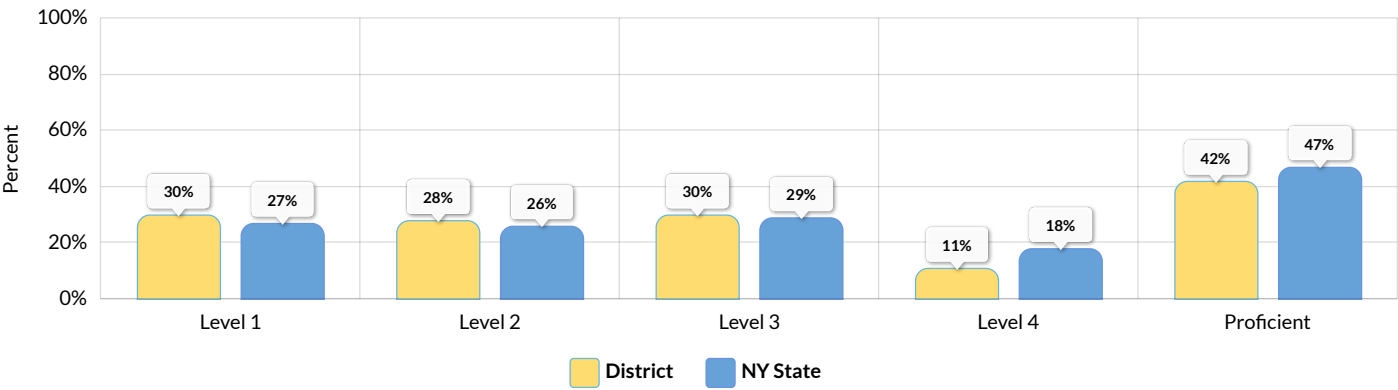


Subgroup	Total	Not Tested		Tested		Level 1		Level 2		Level 3		Level 4		Proficient (Levels 3 & 4)	
	#	#	%	#	%	#	%	#	%	#	%	#	%	#	%
All Students	104	2	2%	102	98%	41	40%	29	28%	26	25%	6	6%	32	31%
Female	55	1	2%	54	98%	18	33%	15	28%	18	33%	3	6%	21	39%
Male	49	1	2%	48	98%	23	48%	14	29%	8	17%	3	6%	11	23%
General Education Students	86	1	1%	85	99%	27	32%	28	33%	24	28%	6	7%	30	35%
Students with Disabilities	18	1	6%	17	94%	14	82%	1	6%	2	12%	0	0%	2	12%
American Indian or Alaska Native	1	0	0%	1	100%	—	—	—	—	—	—	—	—	—	—
Asian or Native Hawaiian/Other Pacific Islander	1	0	0%	1	100%	—	—	—	—	—	—	—	—	—	—
Hispanic or Latino	16	1	6%	15	94%	—	—	—	—	—	—	—	—	—	—
White	84	1	1%	83	99%	29	35%	25	30%	23	28%	6	7%	29	35%
Multiracial	2	0	0%	2	100%	—	—	—	—	—	—	—	—	—	—
Small Group Total: Race & Ethnicity	20	1	5%	19	95%	12	63%	4	21%	3	16%	0	0%	3	16%
Economically Disadvantaged	67	2	3%	65	97%	32	49%	17	26%	15	23%	1	2%	16	25%
Not Economically Disadvantaged	37	0	0%	37	100%	9	24%	12	32%	11	30%	5	14%	16	43%
English Language Learner	4	0	0%	4	100%	—	—	—	—	—	—	—	—	—	—
Non-English Language Learner	100	2	2%	98	98%	—	—	—	—	—	—	—	—	—	—
Not in Foster Care	104	2	2%	102	98%	41	40%	29	28%	26	25%	6	6%	32	31%
Homeless	2	0	0%	2	100%	—	—	—	—	—	—	—	—	—	—
Not Homeless	102	2	2%	100	98%	—	—	—	—	—	—	—	—	—	—
Migrant	1	0	0%	1	100%	—	—	—	—	—	—	—	—	—	—
Not Migrant	103	2	2%	101	98%	—	—	—	—	—	—	—	—	—	—
Parent Not in Armed Forces	104	2	2%	102	98%	41	40%	29	28%	26	25%	6	6%	32	31%

# GRADE 4 ELA RESULTS



Percent Scoring at Levels for All Students

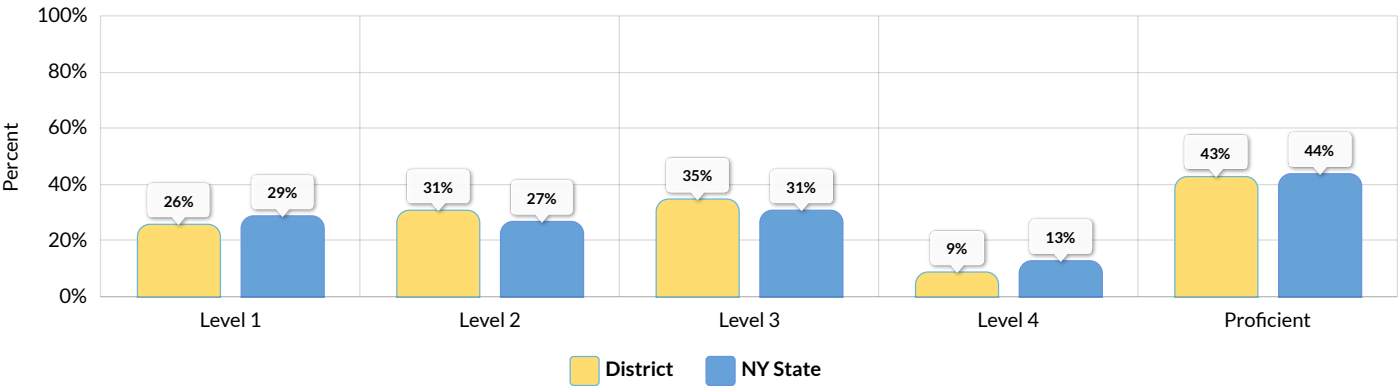


Subgroup	Total	Not Tested		Tested		Level 1		Level 2		Level 3		Level 4		Proficient (Levels 3 & 4)	
	#	#	%	#	%	#	%	#	%	#	%	#	%	#	%
All Students	108	2	2%	106	98%	32	30%	30	28%	32	30%	12	11%	44	42%
Female	53	1	2%	52	98%	17	33%	12	23%	14	27%	9	17%	23	44%
Male	55	1	2%	54	98%	15	28%	18	33%	18	33%	3	6%	21	39%
General Education Students	90	0	0%	90	100%	21	23%	27	30%	31	34%	11	12%	42	47%
Students with Disabilities	18	2	11%	16	89%	11	69%	3	19%	1	6%	1	6%	2	13%
American Indian or Alaska Native	1	0	0%	1	100%	—	—	—	—	—	—	—	—	—	—
Black or African American	2	0	0%	2	100%	—	—	—	—	—	—	—	—	—	—
Hispanic or Latino	7	1	14%	6	86%	1	17%	3	50%	1	17%	1	17%	2	33%
White	96	1	1%	95	99%	29	31%	26	27%	29	31%	11	12%	40	42%
Multiracial	2	0	0%	2	100%	—	—	—	—	—	—	—	—	—	—
Small Group Total: Race & Ethnicity	5	0	0%	5	100%	2	40%	1	20%	2	40%	0	0%	2	40%
Economically Disadvantaged	54	2	4%	52	96%	19	37%	11	21%	17	33%	5	10%	22	42%
Not Economically Disadvantaged	54	0	0%	54	100%	13	24%	19	35%	15	28%	7	13%	22	41%
Non-English Language Learner	108	2	2%	106	98%	32	30%	30	28%	32	30%	12	11%	44	42%
Not in Foster Care	108	2	2%	106	98%	32	30%	30	28%	32	30%	12	11%	44	42%
Homeless	3	0	0%	3	100%	—	—	—	—	—	—	—	—	—	—
Not Homeless	105	2	2%	103	98%	—	—	—	—	—	—	—	—	—	—
Migrant	1	0	0%	1	100%	—	—	—	—	—	—	—	—	—	—
Not Migrant	107	2	2%	105	98%	—	—	—	—	—	—	—	—	—	—
Parent Not in Armed Forces	108	2	2%	106	98%	32	30%	30	28%	32	30%	12	11%	44	42%

# GRADE 5 ELA RESULTS



Percent Scoring at Levels for All Students

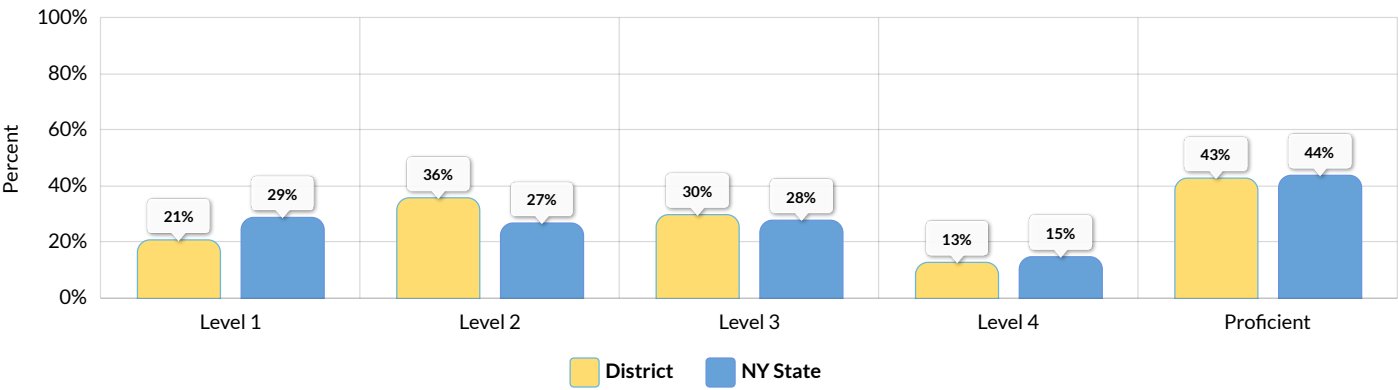


[illegible]

# GRADE 6 ELA RESULTS



Percent Scoring at Levels for All Students



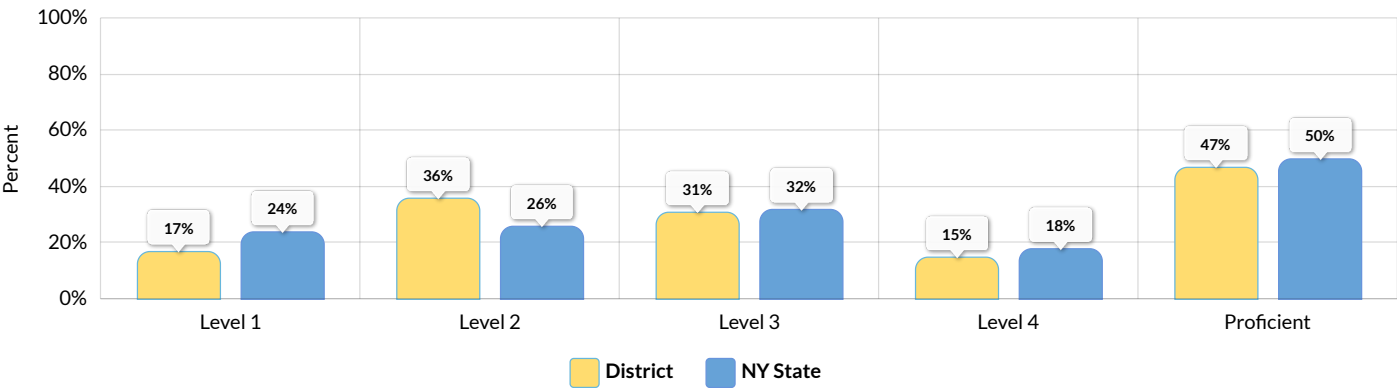
[illegible]



# GRADE 7 ELA RESULTS



Percent Scoring at Levels for All Students

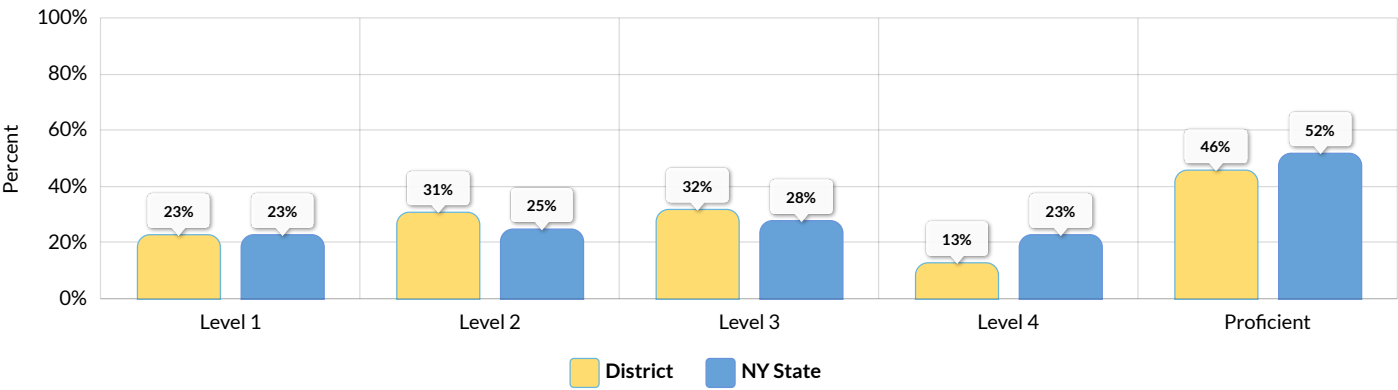


Subgroup	Total	Not Tested		Tested		Level 1		Level 2		Level 3		Level 4		Proficient (Levels 3 & 4)	
	#	#	%	#	%	#	%	#	%	#	%	#	%	#	%
All Students	127	3	2%	124	98%	21	17%	45	36%	39	31%	19	15%	58	47%
Female	60	3	5%	57	95%	7	12%	21	37%	19	33%	10	18%	29	51%
Male	67	0	0%	67	100%	14	21%	24	36%	20	30%	9	13%	29	43%
General Education Students	106	1	1%	105	99%	14	13%	37	35%	35	33%	19	18%	54	51%
Students with Disabilities	21	2	10%	19	90%	7	37%	8	42%	4	21%	0	0%	4	21%
American Indian or Alaska Native	1	0	0%	1	100%	—	—	—	—	—	—	—	—	—	—
Black or African American	2	0	0%	2	100%	—	—	—	—	—	—	—	—	—	—
Hispanic or Latino	9	0	0%	9	100%	2	22%	4	44%	2	22%	1	11%	3	33%
White	112	2	2%	110	98%	18	16%	41	37%	34	31%	17	15%	51	46%
Multiracial	3	1	33%	2	67%	—	—	—	—	—	—	—	—	—	—
Small Group Total: Race & Ethnicity	6	1	17%	5	83%	1	20%	0	0%	3	60%	1	20%	4	80%
Economically Disadvantaged	63	3	5%	60	95%	17	28%	21	35%	14	23%	8	13%	22	37%
Not Economically Disadvantaged	64	0	0%	64	100%	4	6%	24	38%	25	39%	11	17%	36	56%
Non-English Language Learner	127	3	2%	124	98%	21	17%	45	36%	39	31%	19	15%	58	47%
Not in Foster Care	127	3	2%	124	98%	21	17%	45	36%	39	31%	19	15%	58	47%
Not Homeless	127	3	2%	124	98%	21	17%	45	36%	39	31%	19	15%	58	47%
Not Migrant	127	3	2%	124	98%	21	17%	45	36%	39	31%	19	15%	58	47%
Parent Not in Armed Forces	127	3	2%	124	98%	21	17%	45	36%	39	31%	19	15%	58	47%

# GRADE 8 ELA RESULTS



Percent Scoring at Levels for All Students



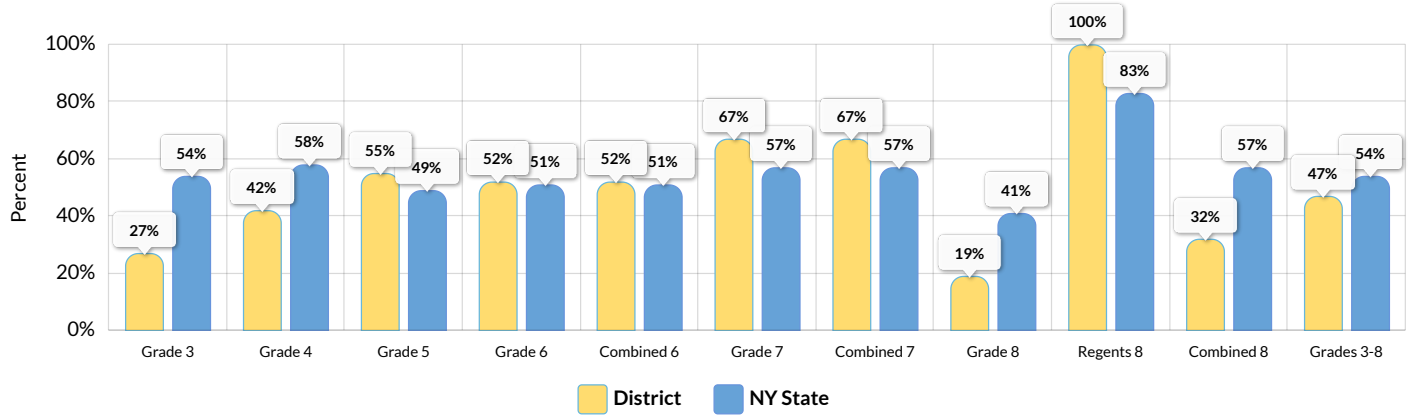
Subgroup	Total	Not Tested		Tested		Level 1		Level 2		Level 3		Level 4		Proficient (Levels 3 & 4)	
	#	#	%	#	%	#	%	#	%	#	%	#	%	#	%
All Students	113	8	7%	105	93%	24	23%	33	31%	34	32%	14	13%	48	46%
Female	57	2	4%	55	96%	11	20%	17	31%	16	29%	11	20%	27	49%
Male	56	6	11%	50	89%	13	26%	16	32%	18	36%	3	6%	21	42%
General Education Students	92	5	5%	87	95%	14	16%	28	32%	31	36%	14	16%	45	52%
Students with Disabilities	21	3	14%	18	86%	10	56%	5	28%	3	17%	0	0%	3	17%
Asian or Native Hawaiian/Other Pacific Islander	3	0	0%	3	100%	—	—	—	—	—	—	—	—	—	—
Hispanic or Latino	12	1	8%	11	92%	2	18%	3	27%	5	45%	1	9%	6	55%
White	95	6	6%	89	94%	21	24%	30	34%	26	29%	12	13%	38	43%
Multiracial	3	1	33%	2	67%	—	—	—	—	—	—	—	—	—	—
Small Group Total: Race & Ethnicity	6	1	17%	5	83%	1	20%	0	0%	3	60%	1	20%	4	80%
Economically Disadvantaged	73	5	7%	68	93%	18	26%	22	32%	23	34%	5	7%	28	41%
Not Economically Disadvantaged	40	3	8%	37	93%	6	16%	11	30%	11	30%	9	24%	20	54%
English Language Learner	1	0	0%	1	100%	—	—	—	—	—	—	—	—	—	—
Non-English Language Learner	112	8	7%	104	93%	—	—	—	—	—	—	—	—	—	—
Not in Foster Care	113	8	7%	105	93%	24	23%	33	31%	34	32%	14	13%	48	46%
Homeless	4	1	25%	3	75%	—	—	—	—	—	—	—	—	—	—
Not Homeless	109	7	6%	102	94%	—	—	—	—	—	—	—	—	—	—
Migrant	1	0	0%	1	100%	—	—	—	—	—	—	—	—	—	—
Not Migrant	112	8	7%	104	93%	—	—	—	—	—	—	—	—	—	—
Parent Not in Armed Forces	113	8	7%	105	93%	24	23%	33	31%	34	32%	14	13%	48	46%

# GRADES 3-8 MATHEMATICS RESULTS (2023-24)

## SUMMARY RESULTS



Percent Scoring Proficient by Grade



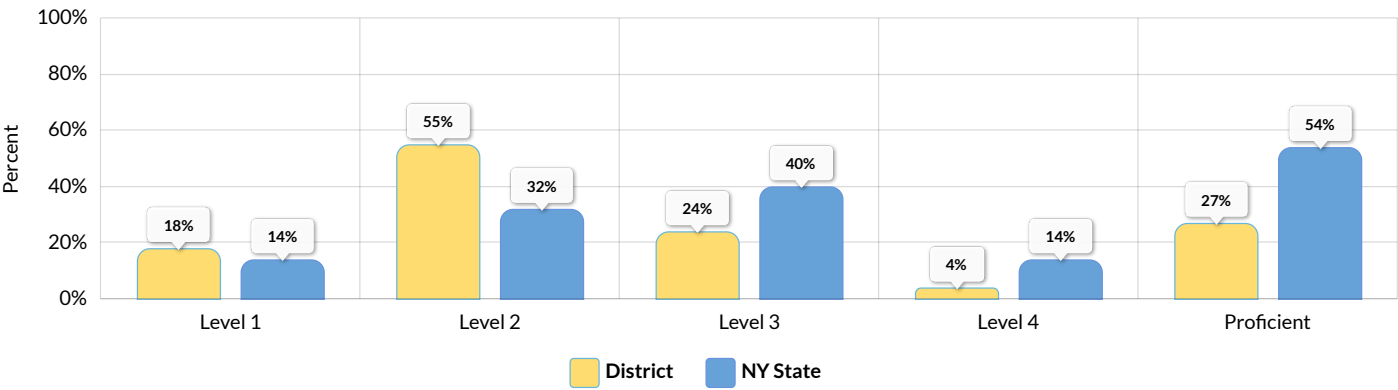
Grade	Total	Not Tested		Tested		Level 1		Level 2		Level 3		Level 4 & Above		Proficient (Levels 3 & Above)	
	#	#	%	#	%	#	%	#	%	#	%	#	%	#	%
Grade 3	104	2	2%	102	98%	18	18%	56	55%	24	24%	4	4%	28	27%
Grade 4	108	2	2%	106	98%	24	23%	38	36%	40	38%	4	4%	44	42%
Grade 5	119	6	5%	113	95%	22	19%	29	26%	55	49%	7	6%	62	55%
Grade 6	117	6	5%	111	95%	16	14%	37	33%	47	42%	11	10%	58	52%
Combined 6	117	6	5%	111	95%	16	14%	37	33%	47	42%	11	10%	58	52%
Grade 7	127	3	2%	124	98%	11	9%	30	24%	44	35%	39	31%	83	67%
Combined 7	127	3	2%	124	98%	11	9%	30	24%	44	35%	39	31%	83	67%
Grade 8	113	25	22%	88	78%	47	53%	24	27%	16	18%	1	1%	17	19%
Regents 8	—	—	—	17	15%	0	0%	0	0%	7	41%	10	59%	17	100%
Combined 8	113	8	7%	105	93%	47	45%	24	23%	23	22%	11	10%	34	32%
Grades 3-8	688	27	4%	661	96%	138	21%	214	32%	233	35%	76	11%	309	47%

See report card Glossary and Guide for criteria used to include students in this table.

# GRADE 3 MATH RESULTS



Percent Scoring at Levels for All Students

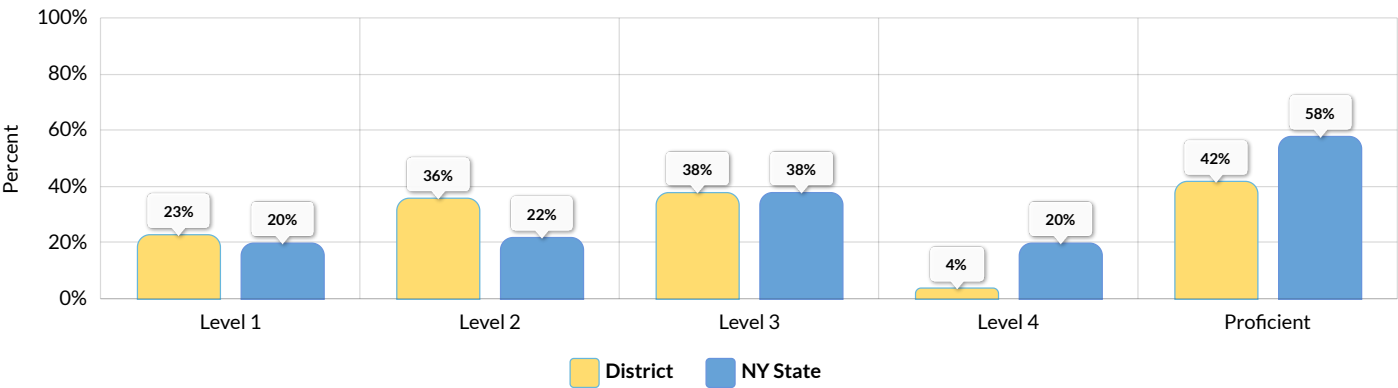


Subgroup	Total	Not Tested		Tested		Level 1		Level 2		Level 3		Level 4		Proficient (Levels 3 & 4)	
	#	#	%	#	%	#	%	#	%	#	%	#	%	#	%
All Students	104	2	2%	102	98%	18	18%	56	55%	24	24%	4	4%	28	27%
Female	55	1	2%	54	98%	11	20%	30	56%	13	24%	0	0%	13	24%
Male	49	1	2%	48	98%	7	15%	26	54%	11	23%	4	8%	15	31%
General Education Students	86	1	1%	85	99%	7	8%	50	59%	24	28%	4	5%	28	33%
Students with Disabilities	18	1	6%	17	94%	11	65%	6	35%	0	0%	0	0%	0	0%
American Indian or Alaska Native	1	0	0%	1	100%	—	—	—	—	—	—	—	—	—	—
Asian or Native Hawaiian/Other Pacific Islander	1	0	0%	1	100%	—	—	—	—	—	—	—	—	—	—
Hispanic or Latino	16	1	6%	15	94%	—	—	—	—	—	—	—	—	—	—
White	84	1	1%	83	99%	11	13%	47	57%	21	25%	4	5%	25	30%
Multiracial	2	0	0%	2	100%	—	—	—	—	—	—	—	—	—	—
Small Group Total: Race & Ethnicity	20	1	5%	19	95%	7	37%	9	47%	3	16%	0	0%	3	16%
Economically Disadvantaged	67	2	3%	65	97%	16	25%	37	57%	11	17%	1	2%	12	18%
Not Economically Disadvantaged	37	0	0%	37	100%	2	5%	19	51%	13	35%	3	8%	16	43%
English Language Learner	4	0	0%	4	100%	—	—	—	—	—	—	—	—	—	—
Non-English Language Learner	100	2	2%	98	98%	—	—	—	—	—	—	—	—	—	—
Not in Foster Care	104	2	2%	102	98%	18	18%	56	55%	24	24%	4	4%	28	27%
Homeless	2	0	0%	2	100%	—	—	—	—	—	—	—	—	—	—
Not Homeless	102	2	2%	100	98%	—	—	—	—	—	—	—	—	—	—
Migrant	1	0	0%	1	100%	—	—	—	—	—	—	—	—	—	—
Not Migrant	103	2	2%	101	98%	—	—	—	—	—	—	—	—	—	—
Parent Not in Armed Forces	104	2	2%	102	98%	18	18%	56	55%	24	24%	4	4%	28	27%

# GRADE 4 MATH RESULTS



Percent Scoring at Levels for All Students



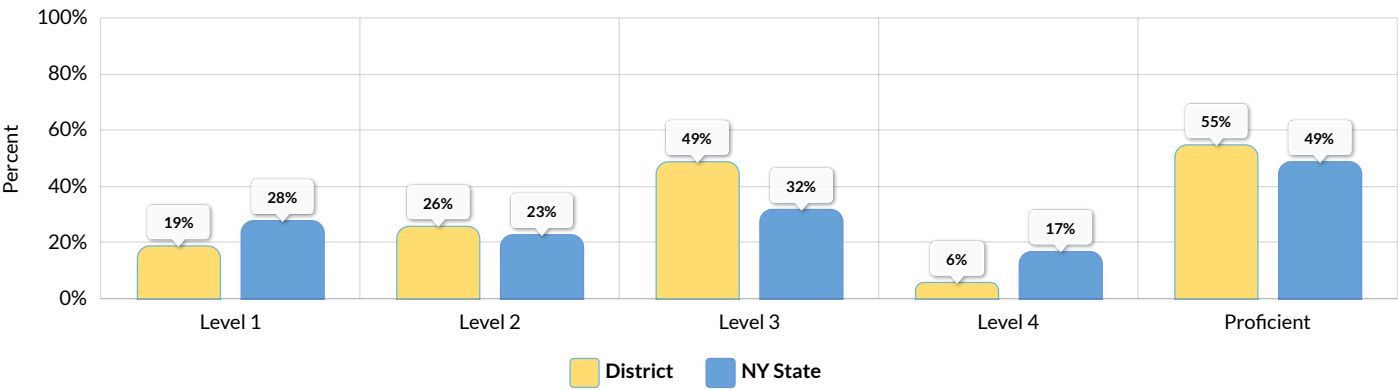


Subgroup	Total	Not Tested		Tested		Level 1		Level 2		Level 3		Level 4		Proficient (Levels 3 & 4)	
	#	#	%	#	%	#	%	#	%	#	%	#	%	#	%
All Students	108	2	2%	106	98%	24	23%	38	36%	40	38%	4	4%	44	42%
Female	53	1	2%	52	98%	15	29%	17	33%	18	35%	2	4%	20	38%
Male	55	1	2%	54	98%	9	17%	21	39%	22	41%	2	4%	24	44%
General Education Students	90	0	0%	90	100%	14	16%	34	38%	39	43%	3	3%	42	47%
Students with Disabilities	18	2	11%	16	89%	10	63%	4	25%	1	6%	1	6%	2	13%
American Indian or Alaska Native	1	0	0%	1	100%	—	—	—	—	—	—	—	—	—	—
Black or African American	2	0	0%	2	100%	—	—	—	—	—	—	—	—	—	—
Hispanic or Latino	7	1	14%	6	86%	1	17%	2	33%	3	50%	0	0%	3	50%
White	96	1	1%	95	99%	21	22%	34	36%	36	38%	4	4%	40	42%
Multiracial	2	0	0%	2	100%	—	—	—	—	—	—	—	—	—	—
Small Group Total: Race & Ethnicity	5	0	0%	5	100%	2	40%	2	40%	1	20%	0	0%	1	20%
Economically Disadvantaged	54	2	4%	52	96%	18	35%	17	33%	16	31%	1	2%	17	33%
Not Economically Disadvantaged	54	0	0%	54	100%	6	11%	21	39%	24	44%	3	6%	27	50%
Non-English Language Learner	108	2	2%	106	98%	24	23%	38	36%	40	38%	4	4%	44	42%
Not in Foster Care	108	2	2%	106	98%	24	23%	38	36%	40	38%	4	4%	44	42%
Homeless	3	0	0%	3	100%	—	—	—	—	—	—	—	—	—	—
Not Homeless	105	2	2%	103	98%	—	—	—	—	—	—	—	—	—	—
Migrant	1	0	0%	1	100%	—	—	—	—	—	—	—	—	—	—
Not Migrant	107	2	2%	105	98%	—	—	—	—	—	—	—	—	—	—
Parent Not in Armed Forces	108	2	2%	106	98%	24	23%	38	36%	40	38%	4	4%	44	42%

# GRADE 5 MATH RESULTS



Percent Scoring at Levels for All Students

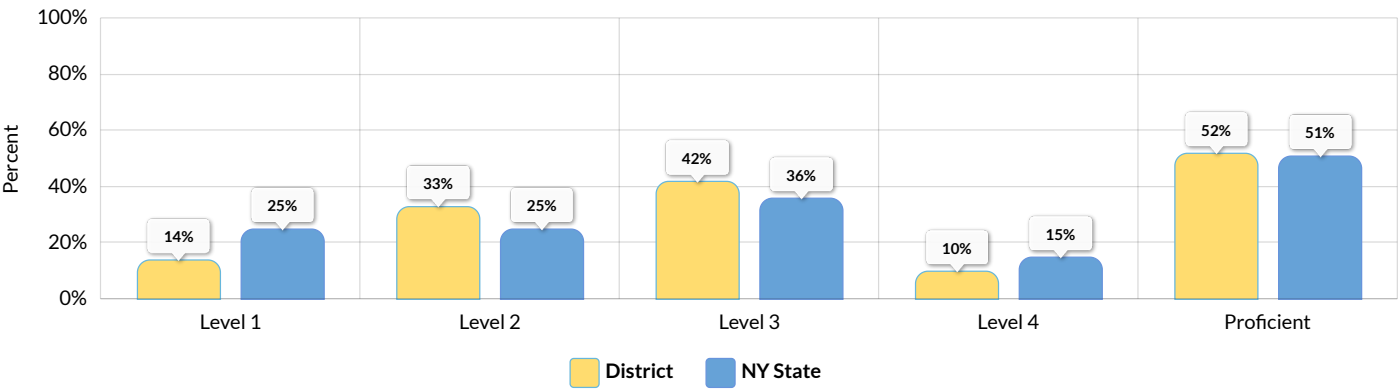


[illegible]

# GRADE 6 MATH RESULTS



Percent Scoring at Levels for All Students



[illegible]

## GRADE 7 MATH RESULTS



Subgroup	Total	Not Tested		Tested		Level 1		Level 2		Level 3		Level 4		Proficient (Levels 3 & 4)	
	#	#	%	#	%	#	%	#	%	#	%	#	%	#	%
All Students	127	3	2%	124	98%	11	9%	30	24%	44	35%	39	31%	83	67%
Female	60	3	5%	57	95%	5	9%	16	28%	23	40%	13	23%	36	63%
Male	67	0	0%	67	100%	6	9%	14	21%	21	31%	26	39%	47	70%
General Education Students	106	1	1%	105	99%	4	4%	23	22%	41	39%	37	35%	78	74%
Students with Disabilities	21	2	10%	19	90%	7	37%	7	37%	3	16%	2	11%	5	26%
American Indian or Alaska Native	1	0	0%	1	100%	—	—	—	—	—	—	—	—	—	—
Black or African American	2	0	0%	2	100%	—	—	—	—	—	—	—	—	—	—
Hispanic or Latino	9	0	0%	9	100%	2	22%	3	33%	1	11%	3	33%	4	44%
White	112	2	2%	110	98%	9	8%	24	22%	42	38%	35	32%	77	70%
Multiracial	3	1	33%	2	67%	—	—	—	—	—	—	—	—	—	—
Small Group Total: Race & Ethnicity	6	1	17%	5	83%	0	0%	3	60%	1	20%	1	20%	2	40%
Economically Disadvantaged	63	3	5%	60	95%	10	17%	20	33%	19	32%	11	18%	30	50%
Not Economically Disadvantaged	64	0	0%	64	100%	1	2%	10	16%	25	39%	28	44%	53	83%
Non-English Language Learner	127	3	2%	124	98%	11	9%	30	24%	44	35%	39	31%	83	67%
Not in Foster Care	127	3	2%	124	98%	11	9%	30	24%	44	35%	39	31%	83	67%
Not Homeless	127	3	2%	124	98%	11	9%	30	24%	44	35%	39	31%	83	67%
Not Migrant	127	3	2%	124	98%	11	9%	30	24%	44	35%	39	31%	83	67%
Parent Not in Armed Forces	127	3	2%	124	98%	11	9%	30	24%	44	35%	39	31%	83	67%

## GRADE 8 MATH RESULTS





Subgroup	Total	Not Tested		Tested		Level 1		Level 2		Level 3		Level 4		Proficient (Levels 3 & 4)	
	#	#	%	#	%	#	%	#	%	#	%	#	%	#	%
All Students	113	25	22%	88	78%	47	53%	24	27%	16	18%	1	1%	17	19%
Female	57	10	18%	47	82%	28	60%	8	17%	10	21%	1	2%	11	23%
Male	56	15	27%	41	73%	19	46%	16	39%	6	15%	0	0%	6	15%
General Education Students	92	23	25%	69	75%	33	48%	19	28%	16	23%	1	1%	17	25%
Students with Disabilities	21	2	10%	19	90%	14	74%	5	26%	0	0%	0	0%	0	0%
Asian or Native Hawaiian/Other Pacific Islander	3	1	33%	2	67%	—	—	—	—	—	—	—	—	—	—
Hispanic or Latino	12	3	25%	9	75%	—	—	—	—	—	—	—	—	—	—
White	95	19	20%	76	80%	42	55%	22	29%	11	14%	1	1%	12	16%
Multiracial	3	2	67%	1	33%	—	—	—	—	—	—	—	—	—	—
Small Group Total: Race & Ethnicity	18	6	33%	12	67%	5	42%	2	17%	5	42%	0	0%	5	42%
Economically Disadvantaged	73	12	16%	61	84%	33	54%	16	26%	11	18%	1	2%	12	20%
Not Economically Disadvantaged	40	13	33%	27	68%	14	52%	8	30%	5	19%	0	0%	5	19%
English Language Learner	1	0	0%	1	100%	—	—	—	—	—	—	—	—	—	—
Non-English Language Learner	112	25	22%	87	78%	—	—	—	—	—	—	—	—	—	—
Not in Foster Care	113	25	22%	88	78%	47	53%	24	27%	16	18%	1	1%	17	19%
Homeless	4	2	50%	2	50%	—	—	—	—	—	—	—	—	—	—
Not Homeless	109	23	21%	86	79%	—	—	—	—	—	—	—	—	—	—
Migrant	1	0	0%	1	100%	—	—	—	—	—	—	—	—	—	—
Not Migrant	112	25	22%	87	78%	—	—	—	—	—	—	—	—	—	—
Parent Not in Armed Forces	113	25	22%	88	78%	47	53%	24	27%	16	18%	1	1%	17	19%

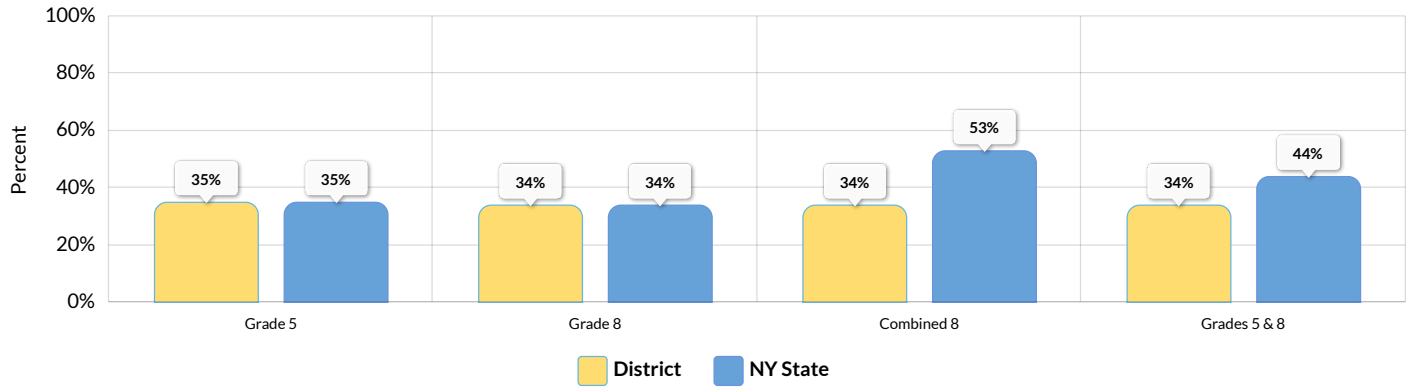
## GRADES 5 & 8 SCIENCE RESULTS (2023-24)

The results of the 2023-24 Grades 5 and 8 Science tests represent student achievement on the new NYS P-12 Science Learning Standards. Because the tests measure different learning standards, the results are not comparable to those from prior years.

### SUMMARY RESULTS



Percent Scoring Proficient by Grade



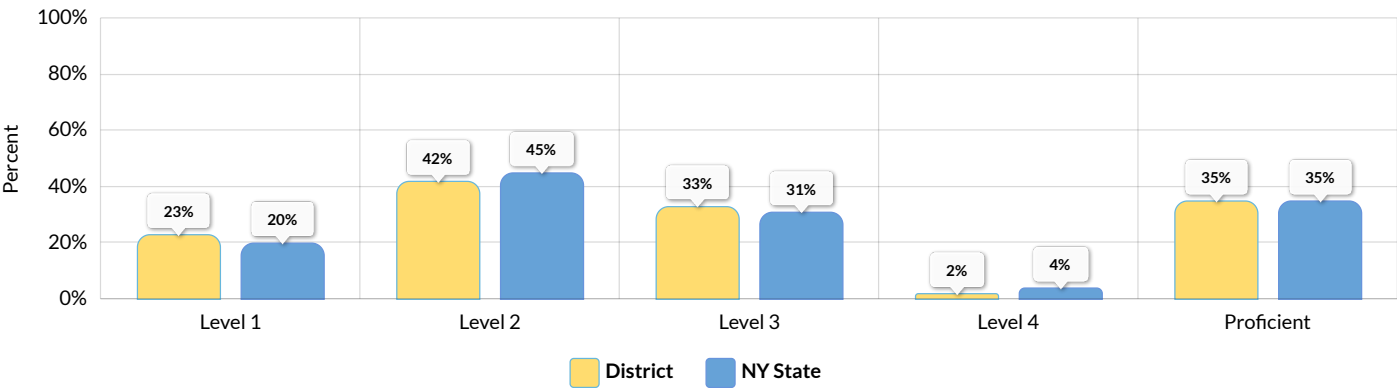
Grade	Total	Not Tested		Tested		Level 1		Level 2		Level 3		Level 4		Proficient (Levels 3 & 4)	
	#	#	%	#	%	#	%	#	%	#	%	#	%	#	%
Grade 5	119	7	6%	112	94%	26	23%	47	42%	37	33%	2	2%	39	35%
Grade 8	113	10	9%	103	91%	21	20%	47	46%	32	31%	3	3%	35	34%
Combined 8	113	10	9%	103	91%	21	20%	47	46%	32	31%	3	3%	35	34%
Grades 5 & 8	232	17	7%	215	93%	47	22%	94	44%	69	32%	5	2%	74	34%

See report card Glossary and Guide for criteria used to include students in this table.

# GRADE 5 SCIENCE RESULTS



Percent Scoring at Levels for All Students

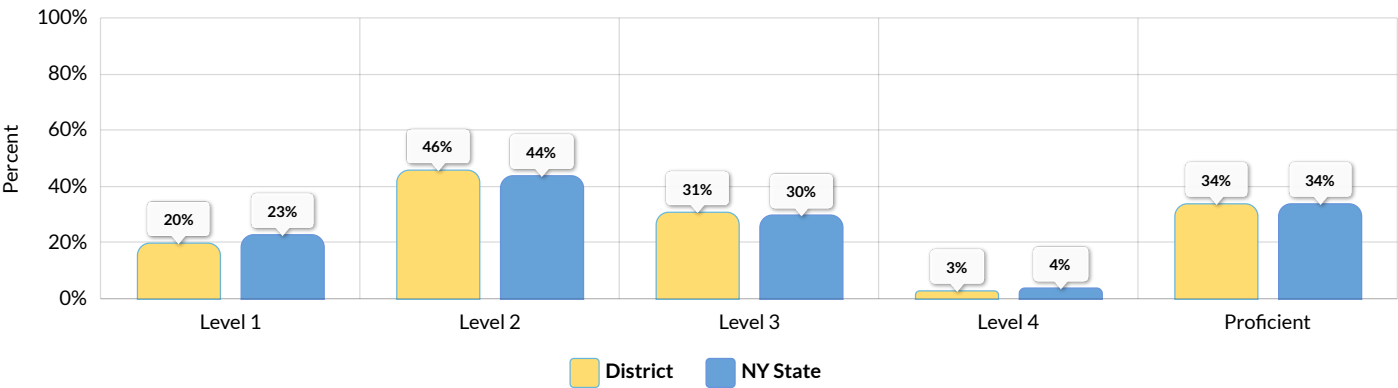


[illegible]

# GRADE 8 SCIENCE RESULTS



Percent Scoring at Levels for All Students



Subgroup	Total	Not Tested		Tested		Level 1		Level 2		Level 3		Level 4		Proficient (Levels 3 & 4)	
	#	#	%	#	%	#	%	#	%	#	%	#	%	#	%
All Students	113	10	9%	103	91%	21	20%	47	46%	32	31%	3	3%	35	34%
Female	57	3	5%	54	95%	12	22%	28	52%	13	24%	1	2%	14	26%
Male	56	7	13%	49	88%	9	18%	19	39%	19	39%	2	4%	21	43%
General Education Students	92	6	7%	86	93%	13	15%	42	49%	28	33%	3	3%	31	36%
Students with Disabilities	21	4	19%	17	81%	8	47%	5	29%	4	24%	0	0%	4	24%
Asian or Native Hawaiian/Other Pacific Islander	3	0	0%	3	100%	—	—	—	—	—	—	—	—	—	—
Hispanic or Latino	12	3	25%	9	75%	1	11%	6	67%	2	22%	0	0%	2	22%
White	95	6	6%	89	94%	19	21%	40	45%	27	30%	3	3%	30	34%
Multiracial	3	1	33%	2	67%	—	—	—	—	—	—	—	—	—	—
Small Group Total: Race & Ethnicity	6	1	17%	5	83%	1	20%	1	20%	3	60%	0	0%	3	60%
Economically Disadvantaged	73	7	10%	66	90%	15	23%	32	48%	19	29%	0	0%	19	29%
Not Economically Disadvantaged	40	3	8%	37	93%	6	16%	15	41%	13	35%	3	8%	16	43%
English Language Learner	1	0	0%	1	100%	—	—	—	—	—	—	—	—	—	—
Non-English Language Learner	112	10	9%	102	91%	—	—	—	—	—	—	—	—	—	—
Not in Foster Care	113	10	9%	103	91%	21	20%	47	46%	32	31%	3	3%	35	34%
Homeless	4	2	50%	2	50%	—	—	—	—	—	—	—	—	—	—
Not Homeless	109	8	7%	101	93%	—	—	—	—	—	—	—	—	—	—
Migrant	1	0	0%	1	100%	—	—	—	—	—	—	—	—	—	—
Not Migrant	112	10	9%	102	91%	—	—	—	—	—	—	—	—	—	—
Parent Not in Armed Forces	113	10	9%	103	91%	21	20%	47	46%	32	31%	3	3%	35	34%

## **ANNUAL REGENTS EXAMINATIONS (2023 - 24)**

Annual Regents examination results are those administered in August, January, and June of the reporting year.

**ANNUAL REGENTS EXAMINATION IN ELA (2023-24)**





Subgroup	Tested	Level 1		Level 2		Level 3		Level 4		Level 5		Proficient (Levels 3 & Above)	
		#	%	#	%	#	%	#	%	#	%	#	%
All Students	125	11	9%	14	11%	38	30%	30	24%	32	26%	100	80%
Female	58	4	7%	7	12%	16	28%	13	22%	18	31%	47	81%
Male	67	7	10%	7	10%	22	33%	17	25%	14	21%	53	79%
General Education Students	114	7	6%	11	10%	36	32%	28	25%	32	28%	96	84%
Students with Disabilities	11	4	36%	3	27%	2	18%	2	18%	0	0%	4	36%
American Indian or Alaska Native	1	—	—	—	—	—	—	—	—	—	—	—	—
Asian or Native Hawaiian/Other Pacific Islander	1	—	—	—	—	—	—	—	—	—	—	—	—
Hispanic or Latino	6	—	—	—	—	—	—	—	—	—	—	—	—
White	115	11	10%	13	11%	34	30%	28	24%	29	25%	91	79%
Multiracial	2	—	—	—	—	—	—	—	—	—	—	—	—
Small Group Total: Race & Ethnicity	10	0	0%	1	10%	4	40%	2	20%	3	30%	9	90%
Economically Disadvantaged	70	8	11%	10	14%	24	34%	14	20%	14	20%	52	74%
Not Economically Disadvantaged	55	3	5%	4	7%	14	25%	16	29%	18	33%	48	87%
Non-English Language Learner	125	11	9%	14	11%	38	30%	30	24%	32	26%	100	80%
Not in Foster Care	125	11	9%	14	11%	38	30%	30	24%	32	26%	100	80%
Not Homeless	125	11	9%	14	11%	38	30%	30	24%	32	26%	100	80%
Not Migrant	125	11	9%	14	11%	38	30%	30	24%	32	26%	100	80%
Parent Not in Armed Forces	125	11	9%	14	11%	38	30%	30	24%	32	26%	100	80%

# ANNUAL REGENTS EXAMINATION IN ALGEBRA I (AUGUST 2023 & JANUARY 2024)



Subgroup	Tested	Level 1		Level 2		Level 3		Level 4		Level 5		Proficient (Levels 3 & Above)	
		#	%	#	%	#	%	#	%	#	%	#	%
All Students	12	10	83%	2	17%	0	0%	0	0%	0	0%	0	0%
Female	5	4	80%	1	20%	0	0%	0	0%	0	0%	0	0%
Male	7	6	86%	1	14%	0	0%	0	0%	0	0%	0	0%
General Education Students	9	—	—	—	—	—	—	—	—	—	—	—	—
Students with Disabilities	3	—	—	—	—	—	—	—	—	—	—	—	—
White	11	—	—	—	—	—	—	—	—	—	—	—	—
Multiracial	1	—	—	—	—	—	—	—	—	—	—	—	—
Small Group Total: Race & Ethnicity	12	10	83%	2	17%	0	0%	0	0%	0	0%	0	0%
Economically Disadvantaged	9	—	—	—	—	—	—	—	—	—	—	—	—
Not Economically Disadvantaged	3	—	—	—	—	—	—	—	—	—	—	—	—
Non-English Language Learner	12	10	83%	2	17%	0	0%	0	0%	0	0%	0	0%
Not in Foster Care	12	10	83%	2	17%	0	0%	0	0%	0	0%	0	0%
Not Homeless	12	10	83%	2	17%	0	0%	0	0%	0	0%	0	0%
Not Migrant	12	10	83%	2	17%	0	0%	0	0%	0	0%	0	0%
Parent Not in Armed Forces	12	10	83%	2	17%	0	0%	0	0%	0	0%	0	0%

ANNUAL REGENTS EXAMINATION IN ALGEBRA I (JUNE 2024)

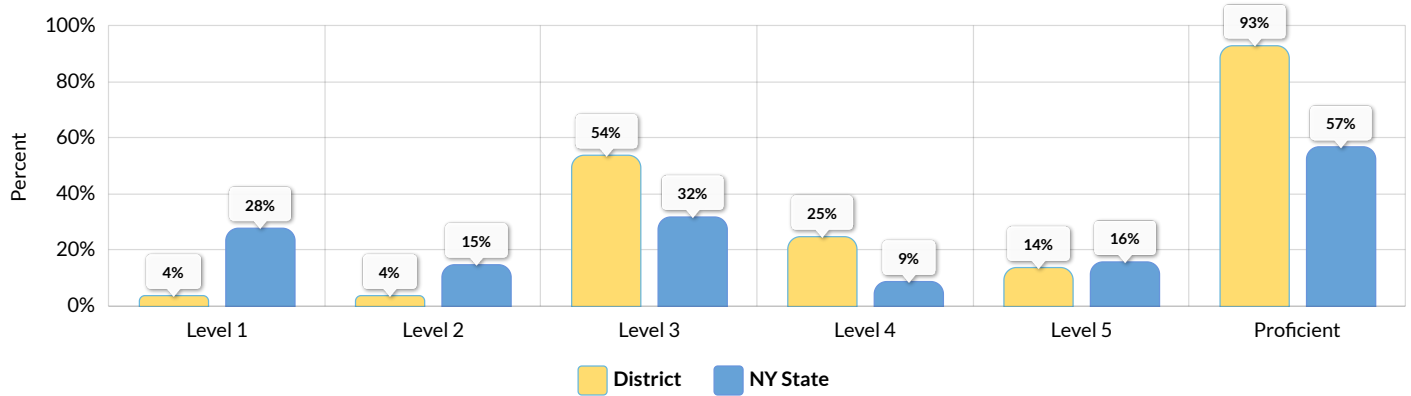


Subgroup	Tested	Level 1		Level 2		Level 3		Level 4		Level 5		Proficient (Levels 3 & Above)	
		#	%	#	%	#	%	#	%	#	%	#	%
All Students	130	11	8%	27	21%	52	40%	38	29%	2	2%	92	71%
Female	62	6	10%	11	18%	25	40%	19	31%	1	2%	45	73%
Male	68	5	7%	16	24%	27	40%	19	28%	1	1%	47	69%
General Education Students	110	7	6%	20	18%	43	39%	38	35%	2	2%	83	75%
Students with Disabilities	20	4	20%	7	35%	9	45%	0	0%	0	0%	9	45%
Asian or Native Hawaiian/Other Pacific Islander	1	—	—	—	—	—	—	—	—	—	—	—	—
Black or African American	1	—	—	—	—	—	—	—	—	—	—	—	—
Hispanic or Latino	8	0	0%	2	25%	4	50%	2	25%	0	0%	6	75%
White	116	11	9%	23	20%	46	40%	34	29%	2	2%	82	71%
Multiracial	4	—	—	—	—	—	—	—	—	—	—	—	—
Small Group Total: Race & Ethnicity	6	0	0%	2	33%	2	33%	2	33%	0	0%	4	67%
Economically Disadvantaged	73	7	10%	18	25%	31	42%	17	23%	0	0%	48	66%
Not Economically Disadvantaged	57	4	7%	9	16%	21	37%	21	37%	2	4%	44	77%
Non-English Language Learner	130	11	8%	27	21%	52	40%	38	29%	2	2%	92	71%
Not in Foster Care	130	11	8%	27	21%	52	40%	38	29%	2	2%	92	71%
Not Homeless	130	11	8%	27	21%	52	40%	38	29%	2	2%	92	71%
Not Migrant	130	11	8%	27	21%	52	40%	38	29%	2	2%	92	71%
Parent Not in Armed Forces	130	11	8%	27	21%	52	40%	38	29%	2	2%	92	71%

# ANNUAL REGENTS EXAMINATION IN GEOMETRY (2023-24)



Percent Scoring at Levels for All Students

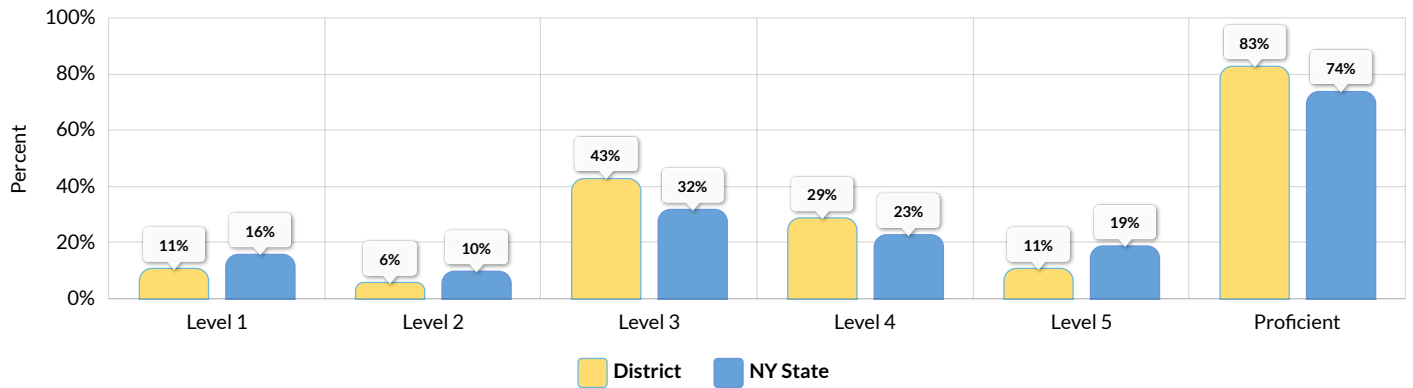


Subgroup	Tested	Level 1		Level 2		Level 3		Level 4		Level 5		Proficient (Levels 3 & Above)	
		#	%	#	%	#	%	#	%	#	%	#	%
All Students	57	2	4%	2	4%	31	54%	14	25%	8	14%	53	93%
Female	26	1	4%	2	8%	16	62%	6	23%	1	4%	23	88%
Male	31	1	3%	0	0%	15	48%	8	26%	7	23%	30	97%
General Education Students	56	—	—	—	—	—	—	—	—	—	—	—	—
Students with Disabilities	1	—	—	—	—	—	—	—	—	—	—	—	—
Black or African American	1	—	—	—	—	—	—	—	—	—	—	—	—
Hispanic or Latino	2	—	—	—	—	—	—	—	—	—	—	—	—
White	52	2	4%	2	4%	28	54%	13	25%	7	13%	48	92%
Multiracial	2	—	—	—	—	—	—	—	—	—	—	—	—
Small Group Total: Race & Ethnicity	5	0	0%	0	0%	3	60%	1	20%	1	20%	5	100%
Economically Disadvantaged	19	0	0%	1	5%	12	63%	3	16%	3	16%	18	95%
Not Economically Disadvantaged	38	2	5%	1	3%	19	50%	11	29%	5	13%	35	92%
Non-English Language Learner	57	2	4%	2	4%	31	54%	14	25%	8	14%	53	93%
Not in Foster Care	57	2	4%	2	4%	31	54%	14	25%	8	14%	53	93%
Not Homeless	57	2	4%	2	4%	31	54%	14	25%	8	14%	53	93%
Not Migrant	57	2	4%	2	4%	31	54%	14	25%	8	14%	53	93%
Parent Not in Armed Forces	57	2	4%	2	4%	31	54%	14	25%	8	14%	53	93%

# ANNUAL REGENTS EXAMINATION IN ALGEBRA II (2023-24)



Percent Scoring at Levels for All Students

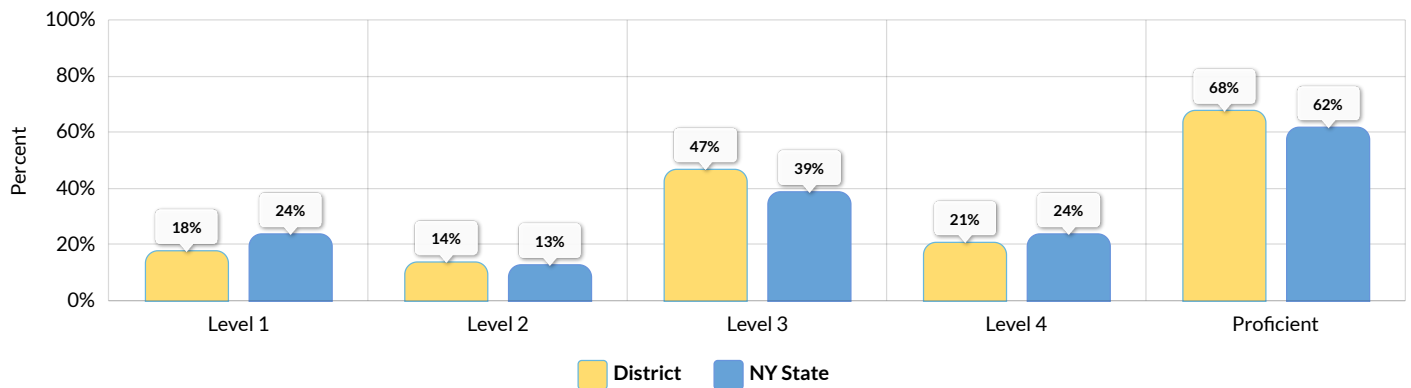


Subgroup	Tested	Level 1		Level 2		Level 3		Level 4		Level 5		Proficient (Levels 3 & Above)	
		#	%	#	%	#	%	#	%	#	%	#	%
All Students	35	4	11%	2	6%	15	43%	10	29%	4	11%	29	83%
Female	14	2	14%	0	0%	8	57%	2	14%	2	14%	12	86%
Male	21	2	10%	2	10%	7	33%	8	38%	2	10%	17	81%
General Education Students	34	—	—	—	—	—	—	—	—	—	—	—	—
Students with Disabilities	1	—	—	—	—	—	—	—	—	—	—	—	—
Hispanic or Latino	2	—	—	—	—	—	—	—	—	—	—	—	—
White	33	—	—	—	—	—	—	—	—	—	—	—	—
Small Group Total: Race & Ethnicity	35	4	11%	2	6%	15	43%	10	29%	4	11%	29	83%
Economically Disadvantaged	13	1	8%	0	0%	8	62%	3	23%	1	8%	12	92%
Not Economically Disadvantaged	22	3	14%	2	9%	7	32%	7	32%	3	14%	17	77%
Non-English Language Learner	35	4	11%	2	6%	15	43%	10	29%	4	11%	29	83%
Not in Foster Care	35	4	11%	2	6%	15	43%	10	29%	4	11%	29	83%
Not Homeless	35	4	11%	2	6%	15	43%	10	29%	4	11%	29	83%
Not Migrant	35	4	11%	2	6%	15	43%	10	29%	4	11%	29	83%
Parent Not in Armed Forces	35	4	11%	2	6%	15	43%	10	29%	4	11%	29	83%

# ANNUAL REGENTS EXAMINATION IN LIVING ENVIRONMENT (2023-24)



Percent Scoring at Levels for All Students



Subgroup	Tested	Level 1		Level 2		Level 3		Level 4		Proficient (Levels 3 & 4)	
		#	%	#	%	#	%	#	%	#	%
All Students	105	19	18%	15	14%	49	47%	22	21%	71	68%
Female	55	13	24%	10	18%	24	44%	8	15%	32	58%
Male	50	6	12%	5	10%	25	50%	14	28%	39	78%
General Education Students	98	14	14%	13	13%	49	50%	22	22%	71	72%
Students with Disabilities	7	5	71%	2	29%	0	0%	0	0%	0	0%
Black or African American	1	—	—	—	—	—	—	—	—	—	—
Hispanic or Latino	7	—	—	—	—	—	—	—	—	—	—
White	96	18	19%	14	15%	43	45%	21	22%	64	67%
Multiracial	1	—	—	—	—	—	—	—	—	—	—
Small Group Total: Race & Ethnicity	9	1	11%	1	11%	6	67%	1	11%	7	78%
Economically Disadvantaged	61	11	18%	11	18%	32	52%	7	11%	39	64%
Not Economically Disadvantaged	44	8	18%	4	9%	17	39%	15	34%	32	73%
Non-English Language Learner	105	19	18%	15	14%	49	47%	22	21%	71	68%
Not in Foster Care	105	19	18%	15	14%	49	47%	22	21%	71	68%
Not Homeless	105	19	18%	15	14%	49	47%	22	21%	71	68%
Not Migrant	105	19	18%	15	14%	49	47%	22	21%	71	68%
Parent Not in Armed Forces	105	19	18%	15	14%	49	47%	22	21%	71	68%

# ANNUAL REGENTS EXAMINATION IN PHYSICAL SETTING/EARTH SCIENCE (2023-24)



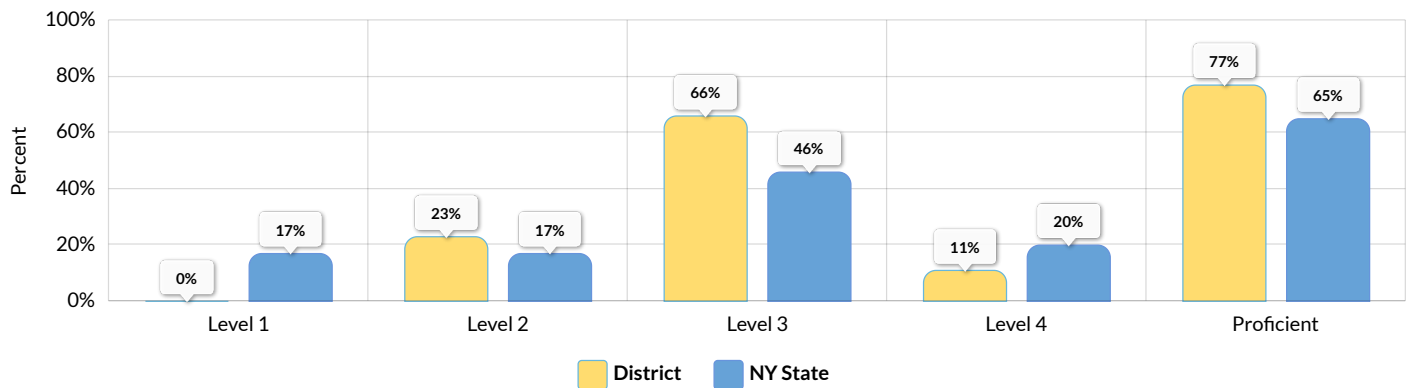
Subgroup	Tested	Level 1		Level 2		Level 3		Level 4		Proficient (Levels 3 & 4)	
		#	%	#	%	#	%	#	%	#	%
All Students	82	21	26%	9	11%	34	41%	18	22%	52	63%
Female	40	14	35%	4	10%	18	45%	4	10%	22	55%
Male	42	7	17%	5	12%	16	38%	14	33%	30	71%
General Education Students	66	10	15%	5	8%	33	50%	18	27%	51	77%
Students with Disabilities	16	11	69%	4	25%	1	6%	0	0%	1	6%
Black or African American	1	—	—	—	—	—	—	—	—	—	—
Hispanic or Latino	4	—	—	—	—	—	—	—	—	—	—
White	72	17	24%	8	11%	32	44%	15	21%	47	65%
Multiracial	5	3	60%	0	0%	1	20%	1	20%	2	40%
Small Group Total: Race & Ethnicity	5	1	20%	1	20%	1	20%	2	40%	3	60%
Economically Disadvantaged	44	17	39%	3	7%	18	41%	6	14%	24	55%
Not Economically Disadvantaged	38	4	11%	6	16%	16	42%	12	32%	28	74%
Non-English Language Learner	82	21	26%	9	11%	34	41%	18	22%	52	63%
Not in Foster Care	82	21	26%	9	11%	34	41%	18	22%	52	63%
Not Homeless	82	21	26%	9	11%	34	41%	18	22%	52	63%
Not Migrant	82	21	26%	9	11%	34	41%	18	22%	52	63%
Parent Not in Armed Forces	82	21	26%	9	11%	34	41%	18	22%	52	63%



# ANNUAL REGENTS EXAMINATION IN PHYSICAL SETTING/CHEMISTRY (2023-24)



Percent Scoring at Levels for All Students

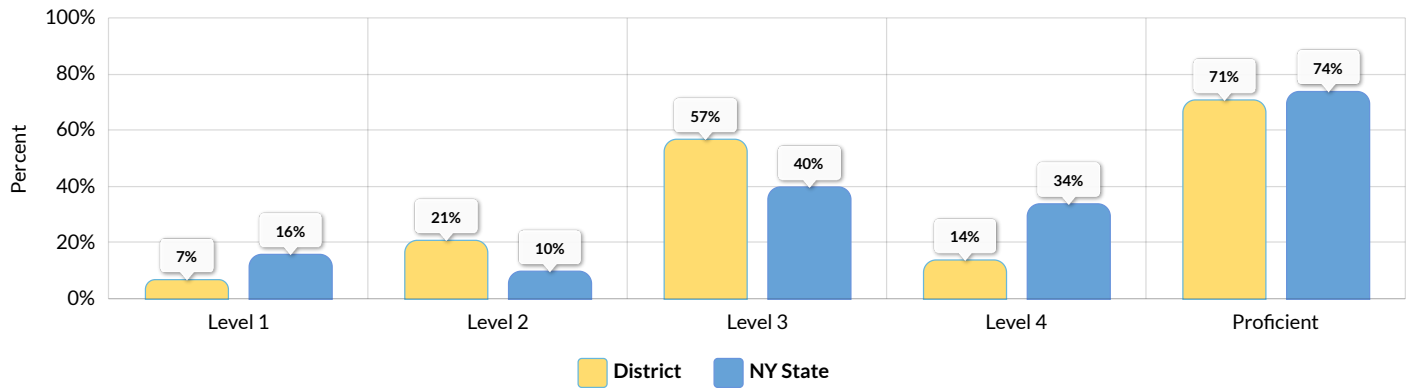


Subgroup	Tested	Level 1		Level 2		Level 3		Level 4		Proficient (Levels 3 & 4)	
		#	%	#	%	#	%	#	%	#	%
All Students	35	0	0%	8	23%	23	66%	4	11%	27	77%
Female	16	0	0%	6	38%	9	56%	1	6%	10	63%
Male	19	0	0%	2	11%	14	74%	3	16%	17	89%
General Education Students	35	0	0%	8	23%	23	66%	4	11%	27	77%
Hispanic or Latino	1	—	—	—	—	—	—	—	—	—	—
White	34	—	—	—	—	—	—	—	—	—	—
Small Group Total: Race & Ethnicity	35	0	0%	8	23%	23	66%	4	11%	27	77%
Economically Disadvantaged	14	0	0%	4	29%	9	64%	1	7%	10	71%
Not Economically Disadvantaged	21	0	0%	4	19%	14	67%	3	14%	17	81%
Non-English Language Learner	35	0	0%	8	23%	23	66%	4	11%	27	77%
Not in Foster Care	35	0	0%	8	23%	23	66%	4	11%	27	77%
Not Homeless	35	0	0%	8	23%	23	66%	4	11%	27	77%
Not Migrant	35	0	0%	8	23%	23	66%	4	11%	27	77%
Parent Not in Armed Forces	35	0	0%	8	23%	23	66%	4	11%	27	77%

# ANNUAL REGENTS EXAMINATION IN PHYSICAL SETTING/PHYSICS (2023-24)



Percent Scoring at Levels for All Students



Subgroup	Tested	Level 1		Level 2		Level 3		Level 4		Proficient (Levels 3 & 4)	
		#	%	#	%	#	%	#	%	#	%
All Students	28	2	7%	6	21%	16	57%	4	14%	20	71%
Female	14	1	7%	4	29%	9	64%	0	0%	9	64%
Male	14	1	7%	2	14%	7	50%	4	29%	11	79%
General Education Students	28	2	7%	6	21%	16	57%	4	14%	20	71%
Asian or Native Hawaiian/Other Pacific Islander	1	—	—	—	—	—	—	—	—	—	—
White	27	—	—	—	—	—	—	—	—	—	—
Small Group Total: Race & Ethnicity	28	2	7%	6	21%	16	57%	4	14%	20	71%
Economically Disadvantaged	7	0	0%	2	29%	4	57%	1	14%	5	71%
Not Economically Disadvantaged	21	2	10%	4	19%	12	57%	3	14%	15	71%
Non-English Language Learner	28	2	7%	6	21%	16	57%	4	14%	20	71%
Not in Foster Care	28	2	7%	6	21%	16	57%	4	14%	20	71%
Not Homeless	28	2	7%	6	21%	16	57%	4	14%	20	71%
Not Migrant	28	2	7%	6	21%	16	57%	4	14%	20	71%
Parent Not in Armed Forces	28	2	7%	6	21%	16	57%	4	14%	20	71%

# ANNUAL REGENTS EXAMINATION IN GLOBAL HISTORY & GEOGRAPHY II (2023-24)

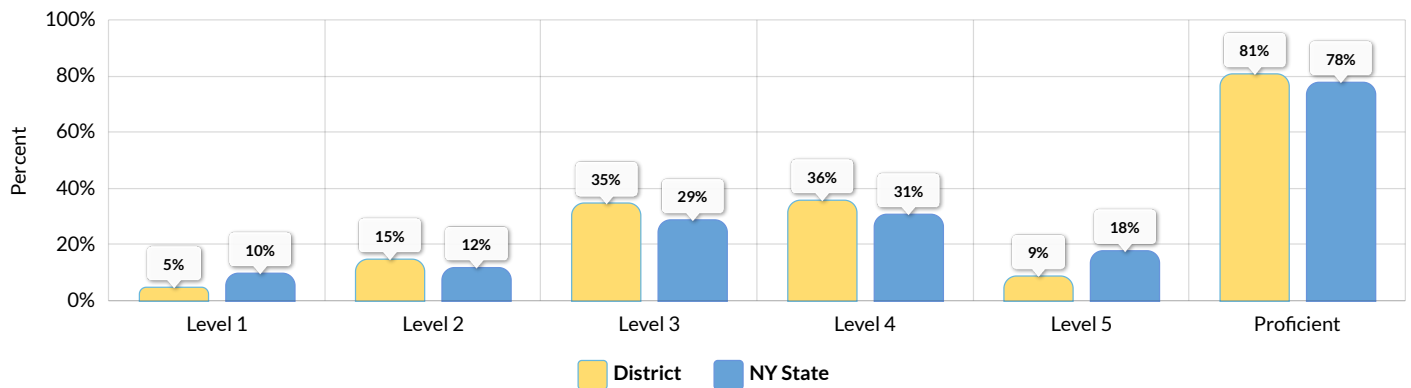


Subgroup	Tested	Level 1		Level 2		Level 3		Level 4		Level 5		Proficient (Levels 3 & Above)	
		#	%	#	%	#	%	#	%	#	%	#	%
All Students	125	20	16%	16	13%	43	34%	24	19%	22	18%	89	71%
Female	58	11	19%	10	17%	28	48%	5	9%	4	7%	37	64%
Male	67	9	13%	6	9%	15	22%	19	28%	18	27%	52	78%
General Education Students	105	9	9%	11	10%	40	38%	23	22%	22	21%	85	81%
Students with Disabilities	20	11	55%	5	25%	3	15%	1	5%	0	0%	4	20%
Black or African American	1	—	—	—	—	—	—	—	—	—	—	—	—
Hispanic or Latino	6	0	0%	0	0%	5	83%	0	0%	1	17%	6	100%
White	114	18	16%	16	14%	36	32%	23	20%	21	18%	80	70%
Multiracial	4	—	—	—	—	—	—	—	—	—	—	—	—
Small Group Total: Race & Ethnicity	5	2	40%	0	0%	2	40%	1	20%	0	0%	3	60%
Economically Disadvantaged	64	14	22%	10	16%	23	36%	9	14%	8	13%	40	63%
Not Economically Disadvantaged	61	6	10%	6	10%	20	33%	15	25%	14	23%	49	80%
Non-English Language Learner	125	20	16%	16	13%	43	34%	24	19%	22	18%	89	71%
Not in Foster Care	125	20	16%	16	13%	43	34%	24	19%	22	18%	89	71%
Not Homeless	125	20	16%	16	13%	43	34%	24	19%	22	18%	89	71%
Not Migrant	125	20	16%	16	13%	43	34%	24	19%	22	18%	89	71%
Parent Not in Armed Forces	125	20	16%	16	13%	43	34%	24	19%	22	18%	89	71%

# ANNUAL REGENTS EXAMINATION IN U.S. HISTORY & GOVERNMENT (FRAMEWORK) (2023-24)



Percent Scoring at Levels for All Students



Subgroup	Tested	Level 1		Level 2		Level 3		Level 4		Level 5		Proficient (Levels 3 & Above)	
		#	%	#	%	#	%	#	%	#	%	#	%
All Students	124	6	5%	18	15%	44	35%	45	36%	11	9%	100	81%
Female	66	3	5%	13	20%	24	36%	18	27%	8	12%	50	76%
Male	58	3	5%	5	9%	20	34%	27	47%	3	5%	50	86%
General Education Students	117	3	3%	18	15%	41	35%	44	38%	11	9%	96	82%
Students with Disabilities	7	3	43%	0	0%	3	43%	1	14%	0	0%	4	57%
Asian or Native Hawaiian/Other Pacific Islander	1	—	—	—	—	—	—	—	—	—	—	—	—
Hispanic or Latino	7	—	—	—	—	—	—	—	—	—	—	—	—
White	114	6	5%	17	15%	37	32%	45	39%	9	8%	91	80%
Multiracial	2	—	—	—	—	—	—	—	—	—	—	—	—
Small Group Total: Race & Ethnicity	10	0	0%	1	10%	7	70%	0	0%	2	20%	9	90%
Economically Disadvantaged	66	5	8%	12	18%	23	35%	19	29%	7	11%	49	74%
Not Economically Disadvantaged	58	1	2%	6	10%	21	36%	26	45%	4	7%	51	88%
Non-English Language Learner	124	6	5%	18	15%	44	35%	45	36%	11	9%	100	81%
Not in Foster Care	124	6	5%	18	15%	44	35%	45	36%	11	9%	100	81%
Not Homeless	124	6	5%	18	15%	44	35%	45	36%	11	9%	100	81%
Not Migrant	124	6	5%	18	15%	44	35%	45	36%	11	9%	100	81%
Parent Not in Armed Forces	124	6	5%	18	15%	44	35%	45	36%	11	9%	100	81%

## **TOTAL COHORT REGENTS EXAMINATION RESULTS**

A High School Cohort consists of all students who first enter grade 9 anywhere or, in the case of ungraded students with disabilities, reach their seventeenth birthday in a particular school year (July 1 - June 30). The "year" used to identify the cohort is the year in which the July 1 - December 31 dates fall. Results are reported four years after these students first enter grade 9.

Due to COVID-19 and changes to New York State testing requirements, Regents examinations in June 2020 through January 2022 were canceled, with the exception of the June 2021 Regents Examinations in ELA, Algebra I, Living Environment, and Physical Setting/Earth Science. The U.S. History & Government examination from June 2022 through January 2023 was also canceled.

2020 TOTAL COHORT REGENTS IN ELA



Subgroup	Cohort	Not Tested		Tested		Level 1		Level 2		Level 3		Level 4 & Above		Proficient (Levels 3 & Above)	
		#	%	#	%	#	%	#	%	#	%	#	%	#	%
All Students	146	10	7%	136	93%	10	7%	23	16%	36	25%	67	46%	103	71%
Female	64	1	2%	63	98%	4	6%	7	11%	17	27%	35	55%	52	81%
Male	82	9	11%	73	89%	6	7%	16	20%	19	23%	32	39%	51	62%
General Education Students	128	6	5%	122	95%	6	5%	16	13%	34	27%	66	52%	100	78%
Students with Disabilities	18	4	22%	14	78%	4	22%	7	39%	2	11%	1	6%	3	17%
Asian or Native Hawaiian/Other Pacific Islander	1	0	—	1	—	—	—	—	—	—	—	—	—	—	—
Black or African American	2	0	—	2	—	—	—	—	—	—	—	—	—	—	—
Hispanic or Latino	8	0	0%	8	100%	1	13%	0	0%	1	13%	6	75%	7	88%
White	133	10	8%	123	92%	9	7%	22	17%	33	25%	59	44%	92	69%
Multiracial	2	0	—	2	—	—	—	—	—	—	—	—	—	—	—
Small Group Total: Race & Ethnicity	5	0	0%	5	100%	0	0%	1	20%	2	40%	2	40%	4	80%
Economically Disadvantaged	72	8	11%	64	89%	4	6%	17	24%	20	28%	23	32%	43	60%
Not Economically Disadvantaged	74	2	3%	72	97%	6	8%	6	8%	16	22%	44	59%	60	81%
Non-English Language Learner	146	10	7%	136	93%	10	7%	23	16%	36	25%	67	46%	103	71%
Not in Foster Care	146	10	7%	136	93%	10	7%	23	16%	36	25%	67	46%	103	71%
Not Homeless	146	10	7%	136	93%	10	7%	23	16%	36	25%	67	46%	103	71%
Not Migrant	146	10	7%	136	93%	10	7%	23	16%	36	25%	67	46%	103	71%
Parent Not in Armed Forces	146	10	7%	136	93%	10	7%	23	16%	36	25%	67	46%	103	71%

2020 TOTAL COHORT REGENTS IN MATH





Subgroup	Cohort	Not Tested		Tested		Level 1		Level 2		Level 3		Level 4 & Above		Proficient (Levels 3 & Above)	
		#	%	#	%	#	%	#	%	#	%	#	%	#	%
All Students	146	26	18%	120	82%	20	14%	46	32%	44	30%	10	7%	54	37%
Female	64	8	13%	56	88%	6	9%	22	34%	23	36%	5	8%	28	44%
Male	82	18	22%	64	78%	14	17%	24	29%	21	26%	5	6%	26	32%
General Education Students	128	19	15%	109	85%	17	13%	39	30%	43	34%	10	8%	53	41%
Students with Disabilities	18	7	39%	11	61%	3	17%	7	39%	1	6%	0	0%	1	6%
Asian or Native Hawaiian/Other Pacific Islander	1	0	—	1	—	—	—	—	—	—	—	—	—	—	—
Black or African American	2	0	—	2	—	—	—	—	—	—	—	—	—	—	—
Hispanic or Latino	8	3	38%	5	63%	0	0%	3	38%	2	25%	0	0%	2	25%
White	133	23	17%	110	83%	19	14%	41	31%	41	31%	9	7%	50	38%
Multiracial	2	0	—	2	—	—	—	—	—	—	—	—	—	—	—
Small Group Total: Race & Ethnicity	5	0	0%	5	100%	1	20%	2	40%	1	20%	1	20%	2	40%
Economically Disadvantaged	72	19	26%	53	74%	12	17%	22	31%	16	22%	3	4%	19	26%
Not Economically Disadvantaged	74	7	9%	67	91%	8	11%	24	32%	28	38%	7	9%	35	47%
Non-English Language Learner	146	26	18%	120	82%	20	14%	46	32%	44	30%	10	7%	54	37%
Not in Foster Care	146	26	18%	120	82%	20	14%	46	32%	44	30%	10	7%	54	37%
Not Homeless	146	26	18%	120	82%	20	14%	46	32%	44	30%	10	7%	54	37%
Not Migrant	146	26	18%	120	82%	20	14%	46	32%	44	30%	10	7%	54	37%
Parent Not in Armed Forces	146	26	18%	120	82%	20	14%	46	32%	44	30%	10	7%	54	37%

## 2020 TOTAL COHORT EXEMPTIONS IN MATH

Subgroup	Total Exempt	Exempt, Not Tested		Exempt, Tested	
		#	%	#	%
All Students	102	19	19	83	81
Female	47	7	15	40	85
Male	55	12	22	43	78
General Education Students	94	15	16	79	84
Students with Disabilities	8	4	50	4	50
Asian or Native Hawaiian/Other Pacific Islander	1	0	0	1	100
Black or African American	2	0	0	2	100
Hispanic or Latino	5	3	60	2	40
White	93	16	17	77	83
Multiracial	1	0	0	1	100
Economically Disadvantaged	39	13	33	26	67
Not Economically Disadvantaged	63	6	10	57	90
Non-English Language Learner	102	19	19	83	81
Not in Foster Care	102	19	19	83	81
Not Homeless	102	19	19	83	81
Not Migrant	102	19	19	83	81
Parent Not in Armed Forces	102	19	19	83	81

See report card Glossary and Guide for criteria used to include students in this table.

2020 TOTAL COHORT REGENTS IN SCIENCE



Subgroup	Cohort	Not Tested		Tested		Level 1		Level 2		Level 3		Level 4		Proficient (Levels 3 & 4)	
		#	%	#	%	#	%	#	%	#	%	#	%	#	%
All Students	146	28	19%	118	81%	17	12%	14	10%	65	45%	22	15%	87	60%
Female	64	9	14%	55	86%	7	11%	7	11%	27	42%	14	22%	41	64%
Male	82	19	23%	63	77%	10	12%	7	9%	38	46%	8	10%	46	56%
General Education Students	128	22	17%	106	83%	11	9%	13	10%	60	47%	22	17%	82	64%
Students with Disabilities	18	6	33%	12	67%	6	33%	1	6%	5	28%	0	0%	5	28%
Asian or Native Hawaiian/Other Pacific Islander	1	0	—	1	—	—	—	—	—	—	—	—	—	—	—
Black or African American	2	0	—	2	—	—	—	—	—	—	—	—	—	—	—
Hispanic or Latino	8	1	13%	7	88%	1	13%	1	13%	3	38%	2	25%	5	63%
White	133	27	20%	106	80%	16	12%	12	9%	60	45%	18	14%	78	59%
Multiracial	2	0	—	2	—	—	—	—	—	—	—	—	—	—	—
Small Group Total: Race & Ethnicity	5	0	0%	5	100%	0	0%	1	20%	2	40%	2	40%	4	80%
Economically Disadvantaged	72	19	26%	53	74%	10	14%	9	13%	27	38%	7	10%	34	47%
Not Economically Disadvantaged	74	9	12%	65	88%	7	9%	5	7%	38	51%	15	20%	53	72%
Non-English Language Learner	146	28	19%	118	81%	17	12%	14	10%	65	45%	22	15%	87	60%
Not in Foster Care	146	28	19%	118	81%	17	12%	14	10%	65	45%	22	15%	87	60%
Not Homeless	146	28	19%	118	81%	17	12%	14	10%	65	45%	22	15%	87	60%
Not Migrant	146	28	19%	118	81%	17	12%	14	10%	65	45%	22	15%	87	60%
Parent Not in Armed Forces	146	28	19%	118	81%	17	12%	14	10%	65	45%	22	15%	87	60%

## 2020 TOTAL COHORT EXEMPTIONS IN SCIENCE

Subgroup	Total Exempt	Exempt, Not Tested		Exempt, Tested	
		#	%	#	%
All Students	127	19	15	108	85
Female	58	8	14	50	86
Male	69	11	16	58	84
General Education Students	114	16	14	98	86
Students with Disabilities	13	3	23	10	77
Asian or Native Hawaiian/Other Pacific Islander	1	0	0	1	100
Black or African American	2	0	0	2	100
Hispanic or Latino	8	1	13	7	88
White	114	18	16	96	84
Multiracial	2	0	0	2	100
Economically Disadvantaged	54	11	20	43	80
Not Economically Disadvantaged	73	8	11	65	89
Non-English Language Learner	127	19	15	108	85
Not in Foster Care	127	19	15	108	85
Not Homeless	127	19	15	108	85
Not Migrant	127	19	15	108	85
Parent Not in Armed Forces	127	19	15	108	85

See report card Glossary and Guide for criteria used to include students in this table.

## 2020 TOTAL COHORT REGENTS IN GLOBAL HISTORY & GEOGRAPHY



Subgroup	Cohort	Not Tested		Tested		Level 1		Level 2		Level 3		Level 4 & Above		Proficient (Levels 3 & Above)	
		#	%	#	%	#	%	#	%	#	%	#	%	#	%
All Students	146	9	6%	137	94%	10	7%	23	16%	64	44%	40	27%	104	71%
Female	64	1	2%	63	98%	5	8%	9	14%	32	50%	17	27%	49	77%
Male	82	8	10%	74	90%	5	6%	14	17%	32	39%	23	28%	55	67%
General Education Students	128	6	5%	122	95%	6	5%	20	16%	57	45%	39	30%	96	75%
Students with Disabilities	18	3	17%	15	83%	4	22%	3	17%	7	39%	1	6%	8	44%
Asian or Native Hawaiian/Other Pacific Islander	1	0	—	1	—	—	—	—	—	—	—	—	—	—	—
Black or African American	2	0	—	2	—	—	—	—	—	—	—	—	—	—	—
Hispanic or Latino	8	0	0%	8	100%	0	0%	0	0%	4	50%	4	50%	8	100%
White	133	9	7%	124	93%	10	8%	22	17%	58	44%	34	26%	92	69%
Multiracial	2	0	—	2	—	—	—	—	—	—	—	—	—	—	—
Small Group Total: Race & Ethnicity	5	0	0%	5	100%	0	0%	1	20%	2	40%	2	40%	4	80%
Economically Disadvantaged	72	8	11%	64	89%	6	8%	12	17%	34	47%	12	17%	46	64%
Not Economically Disadvantaged	74	1	1%	73	99%	4	5%	11	15%	30	41%	28	38%	58	78%
Non-English Language Learner	146	9	6%	137	94%	10	7%	23	16%	64	44%	40	27%	104	71%
Not in Foster Care	146	9	6%	137	94%	10	7%	23	16%	64	44%	40	27%	104	71%
Not Homeless	146	9	6%	137	94%	10	7%	23	16%	64	44%	40	27%	104	71%
Not Migrant	146	9	6%	137	94%	10	7%	23	16%	64	44%	40	27%	104	71%
Parent Not in Armed Forces	146	9	6%	137	94%	10	7%	23	16%	64	44%	40	27%	104	71%

## 2020 TOTAL COHORT REGENTS IN U.S. HISTORY & GOVERNMENT





Subgroup	Cohort	Not Tested		Tested		Level 1		Level 2		Level 3		Level 4 & Above		Proficient (Levels 3 & Above)	
		#	%	#	%	#	%	#	%	#	%	#	%	#	%
All Students	146	17	12%	129	88%	3	2%	19	13%	47	32%	60	41%	107	73%
Female	64	1	2%	63	98%	1	2%	11	17%	24	38%	27	42%	51	80%
Male	82	16	20%	66	80%	2	2%	8	10%	23	28%	33	40%	56	68%
General Education Students	128	13	10%	115	90%	0	0%	16	13%	40	31%	59	46%	99	77%
Students with Disabilities	18	4	22%	14	78%	3	17%	3	17%	7	39%	1	6%	8	44%
Asian or Native Hawaiian/Other Pacific Islander	1	0	—	1	—	—	—	—	—	—	—	—	—	—	—
Black or African American	2	0	—	2	—	—	—	—	—	—	—	—	—	—	—
Hispanic or Latino	8	1	13%	7	88%	0	0%	1	13%	2	25%	4	50%	6	75%
White	133	16	12%	117	88%	3	2%	18	14%	43	32%	53	40%	96	72%
Multiracial	2	0	—	2	—	—	—	—	—	—	—	—	—	—	—
Small Group Total: Race & Ethnicity	5	0	0%	5	100%	0	0%	0	0%	2	40%	3	60%	5	100%
Economically Disadvantaged	72	12	17%	60	83%	3	4%	11	15%	30	42%	16	22%	46	64%
Not Economically Disadvantaged	74	5	7%	69	93%	0	0%	8	11%	17	23%	44	59%	61	82%
Non-English Language Learner	146	17	12%	129	88%	3	2%	19	13%	47	32%	60	41%	107	73%
Not in Foster Care	146	17	12%	129	88%	3	2%	19	13%	47	32%	60	41%	107	73%
Not Homeless	146	17	12%	129	88%	3	2%	19	13%	47	32%	60	41%	107	73%
Not Migrant	146	17	12%	129	88%	3	2%	19	13%	47	32%	60	41%	107	73%
Parent Not in Armed Forces	146	17	12%	129	88%	3	2%	19	13%	47	32%	60	41%	107	73%

## NEW YORK STATE ENGLISH AS A SECOND LANGUAGE ACHIEVEMENT TEST (2023-24)

New York State English as a Second Language Achievement Tests (NYSESLAT) are administered in grades K through 12 to all English Language Learners (ELLs). ELLs are students who, by reason of foreign birth or ancestry, speak or understand a language other than English and speak or understand little or no English, and require support to become proficient in English and are identified pursuant to Section 154.3 of Commissioner's Regulations.

[illegible]

## NEW YORK STATE ALTERNATE ASSESSMENT (2023-24)

New York State Alternate Assessments (NYSAA) are administered to ungraded students with severe cognitive disabilities whose ages are equivalent to graded students in grades 3 through 8 and high school level.

Grade/Subject	Total	Not Tested		Tested		Level 1		Level 2		Level 3		Level 4		Proficient (Levels 3 & 4)	
	#	#	%	#	%	#	%	#	%	#	%	#	%	#	%
Grade 4 ELA	1	0	0%	1	100%	—	—	—	—	—	—	—	—	—	—
Grade 4 Math	1	0	0%	1	100%	—	—	—	—	—	—	—	—	—	—
Grade 5 ELA	3	1	33%	2	67%	—	—	—	—	—	—	—	—	—	—
Grade 5 Math	3	1	33%	2	67%	—	—	—	—	—	—	—	—	—	—
Grade 5 Science	3	1	33%	2	67%	—	—	—	—	—	—	—	—	—	—
Grade 6 ELA	2	0	0%	2	100%	—	—	—	—	—	—	—	—	—	—
Grade 6 Math	2	0	0%	2	100%	—	—	—	—	—	—	—	—	—	—
Grade 7 ELA	1	1	100%	0	0%	0	0%	0	0%	0	0%	0	0%	0	0%
Grade 7 Math	1	1	100%	0	0%	0	0%	0	0%	0	0%	0	0%	0	0%
Grade 8 ELA	2	0	0%	2	100%	—	—	—	—	—	—	—	—	—	—
Grade 8 Math	2	0	0%	2	100%	—	—	—	—	—	—	—	—	—	—
Grade 8 Science	2	0	0%	2	100%	—	—	—	—	—	—	—	—	—	—
Secondary-Level ELA	4	4	100%	0	0%	0	0%	0	0%	0	0%	0	0%	0	0%
Secondary-Level Math	4	4	100%	0	0%	0	0%	0	0%	0	0%	0	0%	0	0%
Secondary-Level Science	4	4	100%	0	0%	0	0%	0	0%	0	0%	0	0%	0	0%

See report card Glossary and Guide for criteria used to include students in this table.

## NATIONAL ASSESSMENT OF EDUCATION PROGRESS (NAEP) RESULTS (2024)

National Assessment of Education Progress (NAEP) are reported for statewide (New York State) and national results only. District- and school-level results are not reported for NAEP.

### NEW YORK STATE NAEP GRADE 4

	READING				MATH			
SUBGROUP	BELOW BASIC	BASIC	PROFICIENT	ADVANCED	BELOW BASIC	BASIC	PROFICIENT	ADVANCED
All Students	41%	28%	22%	9%	28%	36%	29%	8%
Students with Disabilities	73%	18%	8%	1%	63%	28%	7%	2%
American Indian/Alaska Native	*	*	*	*	*	*	*	*
Asian/Pacific Islander	26%	25%	30%	19%	14%	26%	40%	20%
Black	55%	29%	13%	3%	44%	39%	15%	2%
Hispanic	51%	27%	16%	6%	39%	38%	20%	3%
White	32%	31%	26%	11%	19%	35%	36%	10%
Two or more races	39%	23%	25%	14%	12%	40%	33%	14%
English Language Learners	79%	17%	3%	0%	59%	29%	12%	1%
Economically Disadvantaged	52%	28%	16%	5%	39%	37%	20%	3%

## NEW YORK STATE NAEP GRADE 8

	READING				MATH			
SUBGROUP	BELOW BASIC	BASIC	PROFICIENT	ADVANCED	BELOW BASIC	BASIC	PROFICIENT	ADVANCED
All Students	35%	34%	26%	5%	42%	31%	18%	8%
Students with Disabilities	65%	25%	10%	1%	73%	19%	6%	2%
American Indian/Alaska Native	*	*	*	*	*	*	*	*
Asian/Pacific Islander	17%	32%	38%	13%	19%	24%	30%	27%
Black	42%	37%	19%	2%	56%	28%	13%	2%
Hispanic	47%	32%	19%	2%	59%	29%	10%	2%
White	28%	36%	30%	7%	29%	36%	25%	10%
Two or more races	*	*	*	*	45%	32%	17%	6%
English Language Learners	85%	10%	4%	1%	83%	13%	4%	1%
Economically Disadvantaged	44%	34%	19%	3%	54%	29%	14%	4%

\*Reporting standards not met.

## NEW YORK STATE NAEP PARTICIPATION RATES

	Grade 4 Participation Rate		Grade 8 Participation Rate	
	READING	MATH	READING	MATH
All Students	89%	89%	79%	81%
Students with Disabilities	85%	91%	87%	93%
English Language Learners	83%	84%	78%	90%

Note: Group values may not sum to 100% due to rounding.

## NATIONAL NAEP GRADE 4

	READING				MATH			
SUBGROUP	BELOW BASIC	BASIC	PROFICIENT	ADVANCED	BELOW BASIC	BASIC	PROFICIENT	ADVANCED
All Students	41%	29%	22%	8%	24%	36%	31%	9%
Students with Disabilities	72%	18%	8%	1%	53%	31%	13%	3%
American Indian/Alaska Native	59%	26%	13%	3%	43%	37%	18%	2%
Asian/Pacific Islander	23%	26%	31%	20%	12%	24%	39%	25%
Black	57%	27%	13%	3%	41%	40%	17%	2%
Hispanic	52%	27%	16%	4%	34%	39%	23%	4%
White	30%	31%	28%	11%	14%	35%	39%	12%
Two or more races	37%	29%	24%	10%	20%	36%	33%	11%
English Language Learners	71%	21%	7%	1%	48%	36%	14%	2%
Economically Disadvantaged	53%	28%	16%	4%	35%	40%	22%	3%

## NATIONAL NAEP GRADE 8

	READING				MATH			
SUBGROUP	BELOW BASIC	BASIC	PROFICIENT	ADVANCED	BELOW BASIC	BASIC	PROFICIENT	ADVANCED
All Students	34%	37%	25%	4%	41%	32%	19%	8%
Students with Disabilities	67%	25%	8%	1%	75%	18%	5%	2%
American Indian/Alaska Native	45%	38%	16%	1%	60%	29%	9%	3%
Asian/Pacific Islander	17%	30%	40%	13%	18%	26%	28%	29%
Black	48%	36%	15%	1%	63%	27%	8%	2%
Hispanic	45%	36%	17%	1%	55%	30%	12%	2%
White	25%	39%	32%	5%	28%	36%	27%	10%
Two or more races	30%	36%	30%	4%	38%	33%	20%	9%
English Language Learners	71%	25%	5%	0%	77%	18%	4%	1%
Economically Disadvantaged	46%	37%	16%	1%	55%	31%	12%	3%

\*Reporting standards not met.

## NATIONAL NAEP PARTICIPATION RATES

	Grade 4 Participation Rate		Grade 8 Participation Rate	
	READING	MATH	READING	MATH
All Students	92%	92%	88%	89%
Students with Disabilities	89%	90%	89%	90%
English Language Learners	92%	93%	91%	92%

Note: Group values may not sum to 100% due to rounding.

## STAFF QUALIFICATIONS (2023-24) INEXPERIENCED TEACHERS AND PRINCIPALS

	TEACHERS			PRINCIPALS		
	Total	# Inexperienced	% Inexperienced	Total	# Inexperienced	% Inexperienced
THIS DISTRICT	127	28	22%	4	1	25%
STATEWIDE	215,701	40,882	19%	5,023	1,789	36%
STATEWIDE HIGH-POVERTY SCHOOLS	48,060	12,707	26%	1,254	512	41%
STATEWIDE LOW-POVERTY SCHOOLS	63,145	8,190	13%	1,229	344	28%

## TEACHERS TEACHING OUT OF THEIR SUBJECT OR FIELD OF CERTIFICATION

	Total	TEACHERS TEACHING OUT OF THEIR SUBJECT/FIELD OF CERTIFICATION	
		#	%
THIS DISTRICT	125	11	9%
STATEWIDE	205,583	18,704	9%
STATEWIDE HIGH-POVERTY SCHOOLS	43,665	9,053	21%
STATEWIDE LOW-POVERTY SCHOOLS	60,759	1,288	2%

## TOTAL COHORT GRADUATION RATE (2023-24)

Graduation Rate data are for students who first entered grade 9, four years prior to this reporting year. Graduates are as of August following the close of the reporting year. Click on [High School Graduation Rate Data report](#) to see district and state comparisons and to filter on gender, ethnicity, and other student subgroups or by 5- and 6-year graduation rates.

Subgroup	Total Enrolled	GRAD RATE		REGENTS WITH ADVANCED DESIGNATION		REGENTS DIPLOMA		LOCAL DIPLOMA		NON DIPLOMA CRED		STILL ENROLLED		GED TRANSFER		DROPOUT	
		#	%	#	%	#	%	#	%	#	%	#	%	#	%	#	%
All Students	146	122	84%	41	28%	78	53%	3	2%	0	0%	16	11%	0	0%	6	4%
Female	64	58	91%	22	34%	35	55%	1	2%	0	0%	6	9%	0	0%	0	0%
Male	82	64	78%	19	23%	43	52%	2	2%	0	0%	10	12%	0	0%	6	7%
Non-binary	0	0	0%	0	0%	0	0%	0	0%	0	0%	0	0%	0	0%	0	0%
General Education Students	128	107	84%	41	32%	66	52%	0	0%	0	0%	15	12%	0	0%	4	3%
Students with Disabilities	18	15	83%	0	0%	12	67%	3	17%	0	0%	1	6%	0	0%	2	11%
American Indian or Alaska Native	0	0	0%	0	0%	0	0%	0	0%	0	0%	0	0%	0	0%	0	0%
Asian or Native Hawaiian/Other Pacific Islander	1	—	—	—	—	—	—	—	—	—	—	—	—	—	—	—	—
Black or African American	2	—	—	—	—	—	—	—	—	—	—	—	—	—	—	—	—
Hispanic or Latino	8	7	88%	1	13%	6	75%	0	0%	0	0%	1	13%	0	0%	0	0%
White	133	110	83%	38	29%	69	52%	3	2%	0	0%	15	11%	0	0%	6	5%
Multiracial	2	—	—	—	—	—	—	—	—	—	—	—	—	—	—	—	—
Economically Disadvantaged	72	56	78%	9	13%	44	61%	3	4%	0	0%	8	11%	0	0%	6	8%
Not Economically Disadvantaged	74	66	89%	32	43%	34	46%	0	0%	0	0%	8	11%	0	0%	0	0%
English Language Learner	0	0	0%	0	0%	0	0%	0	0%	0	0%	0	0%	0	0%	0	0%
Non-English Language Learner	146	122	84%	41	28%	78	53%	3	2%	0	0%	16	11%	0	0%	6	4%
In Foster Care	0	0	0%	0	0%	0	0%	0	0%	0	0%	0	0%	0	0%	0	0%
Not in Foster Care	146	122	84%	41	28%	78	53%	3	2%	0	0%	16	11%	0	0%	6	4%



Subgroup	Total Enrolled	GRAD RATE		REGENTS WITH ADVANCED DESIGNATION		REGENTS DIPLOMA		LOCAL DIPLOMA		NON DIPLOMA CRED		STILL ENROLLED		GED TRANSFER		DROPOUT	
		#	%	#	%	#	%	#	%	#	%	#	%	#	%	#	%
Homeless	0	0	0%	0	0%	0	0%	0	0%	0	0%	0	0%	0	0%	0	0%
Not Homeless	146	122	84%	41	28%	78	53%	3	2%	0	0%	16	11%	0	0%	6	4%
Migrant	0	0	0%	0	0%	0	0%	0	0%	0	0%	0	0%	0	0%	0	0%
Not Migrant	146	122	84%	41	28%	78	53%	3	2%	0	0%	16	11%	0	0%	6	4%
Parent in Armed Forces	0	0	0%	0	0%	0	0%	0	0%	0	0%	0	0%	0	0%	0	0%
Parent Not in Armed Forces	146	122	84%	41	28%	78	53%	3	2%	0	0%	16	11%	0	0%	6	4%

### CIVIL RIGHTS DATA COLLECTION (CRDC) (2021-22)

Civil Right Data Collection (CRDC) data are reported to the United States Department of Education by districts and include data on measures of school quality, climate, and safety as well as enrollment in preschool programs and accelerated coursework to earn postsecondary credit. For more information, visit the Civil Rights Data Collection, Office for Civil Rights.

CRDC Data (18.04 megabytes)

CRDC Glossary and Guide

© COPYRIGHT NEW YORK STATE EDUCATION DEPARTMENT, ALL RIGHTS RESERVED.

THIS DOCUMENT WAS CREATED ON: MARCH 17, 2025, 11:05 AM EST

# JOHNSTOWN CITY SD

## 2022-23 School Year Financial Transparency Report

The tables below display per pupil expenditures for charter schools, traditional public schools, as well as district averages that may be higher or lower than an individual school.

All amounts shown on this report (except exclusions) are per pupil of the entire school or district, unless otherwise noted.

| Business Rules

## Economic and Student Characteristics

### DISTRICT P-12 ENROLLMENT



1,468

### NEEDS RESOURCE CATEGORY



Average Need

### DISTRICT ABILITY TO RAISE LOCAL FUNDS IS



moderately less  
than the  
average district  
in the state

### DISTRICT STUDENT NEEDS ARE



moderately less  
than the state  
average

## Student Demographics

Enrollment	JOHNSTOWN CITY SD
All Students	1,414
Economically Disadvantaged	56%
Students with Disabilities	14%
English Language Learners	1%
» Race/Ethnicity	

Staffing Profile	JOHNSTOWN CITY SD
Student-to-Teacher Ratio	12
Teachers with Fewer than 4 years of Experience %	18%
Teachers with 4-20 Years of Experience %	57%
Teachers with 21+ Years of Experience %	25%

# Comparison: How do per pupil expenditures compare?

THIS SCHOOL ▼	DISTRICT OR DISTRICT OF LOCATION ▼	COUNTY AVERAGE ▼	STATEWIDE AVERAGE ▼
N/A	\$20,497.00	\$22,638.31	\$26,857.07

## Report View One: How Much is Being Spent on Instruction and Administration?

For traditional school districts, school level data (entries A through D) represent the average per pupil school level expenditures for all schools in the district. For charter schools, these entries reflect school level expenditures for the particular charter school only. Entries E through H reflect central expenditures.

Total spending (entry I) represents all non-excluded per pupil expenditures. For traditional school districts, this represents the average per pupil expenditures of all schools in the district. For charter schools, this represents per pupil school level expenditures.

School Cost(A-D)

Central Cost(E-H)

Combined Cost(I)

Report View One Per Pupil Expenditure Categories	JOHNSTOWN CITY SD
» A. Instruction (A1 + A2 + A3 + A4)	\$11,792.33

Report View One Per Pupil Expenditure Categories	JOHNSTOWN CITY SD
» B. Administration (B1 + B2 + B3)	\$707.38
» C. All Other Spending (C1 + C2 + C3)	\$2,801.86
D. Total School Level (A + B + C)	\$15,301.58
» E. Central Instruction (E1 + E2 + E3 + E4)	\$389.22
» F. Central Administration (F1 + F2 + F3)	\$1,860.69
» G. All Other Central Spending (G1 + G2 + G3)	\$2,945.44
H. Total Central Costs	\$5,195.36
I. Total Spending (D + H)	\$20,496.94

## Report View Two: How are the Local/State and Federal Funds Spent?

Report View Two presents the same expenditures reported in View One, but disaggregates that spending by local/state/federal/other revenue source.

For traditional school districts, school level data (entries J and K) represent the average per pupil school level expenditures for all schools in the district. For charter schools, these entries reflect school level expenditures for the charter school. Entries L and M reflect central expenditures.

Total spending (entry N) represents all non-excluded per pupil expenditures. For traditional school districts, this represents the average per pupil expenditures of all schools in the district. For charter schools, this represents per pupil school level expenditures.

School Cost(Pre-J—K)

Central Cost(Pre-L—M)

Combined Cost(N)

Report View Two Per Pupil Expenditure Categories	JOHNSTOWN CITY SD
J. Total School Level Local/State Spending	\$14,408.87
» K. Total School Level Federal Spending	\$892.71
L. Total Central Level Local/State Spending	\$3,845.51
M. Total Central Level Federal Spending	\$1,349.85
N. Total Spending (J + K + L + M)	\$20,496.94

# Detailed Spending: How Much is Spent Per Pupil in Selected Program Areas?

Program Area Details in entries O through Z represent subsets of spending in Report View One and Report View Two. Five program areas are broken out. To calculate per pupil expenditures P-12 enrollment is used for pupil services, community schools programs, and BOCES services. Enrollments for the program areas are used for special education, ELL services, and prekindergarten.

Entries O through T represent school level expenditures. For charter schools, data represents per pupil expenditures in each of category in the selected school. For traditional school districts, data under the district column represent the district average of all schools in each of these categories.

Entries U through Z represent central expenditures.

School Cost(O-T)                      Central Cost(U-Z)

>>	Program Detail Areas
	Program areas are included within the above School Level Expenditures (Row D) and Central Costs (Row H)

# Exclusions: What Other Spending is not Included in the Per Pupil Amounts Shown Above?

The final section represents total expenditures, with the following exclusions that were not included in the per pupil expenditure calculations above: transportation, tuition, debt service, and other.

“Other Exclusions” include expenditures such as tuition for students attending BOCES full-time, services provided to nonpublic or charter schools, prekindergarten payments to community-based organizations, and community services.

Central Cost(1-5 & Percent Excluded from Total)                      Combined Cost(Total Expenditures)

Excluded Expenditures	JOHNSTOWN CITY SD
1. Transportation	\$3,212,123.19
2. Charter School Tuition	\$0.00
3. Other Tuition	\$268,336.56

Excluded Expenditures	JOHNSTOWN CITY SD
4. Debt Service	\$4,019,950.16
5. Other	\$5,185,952.43
Percent Excluded from Total	30%
<b>Total Expenditures</b>	<b>\$42,775,871.00</b>

© COPYRIGHT NEW YORK STATE EDUCATION DEPARTMENT, ALL RIGHTS RESERVED.

THIS DOCUMENT WAS CREATED ON: FEBRUARY 5, 2025, 12:11 PM EST

Entity Name

JOHNSTOWN CITY SD

BEDS Code

170600

Claim Year


2024-2025

▼

SET VALUES

SAMS

NEW YORK STATE EDUCATION DEPARTMENT  
STATE AID MANAGEMENT SYSTEM



Welcome Alicia Koster (School Entity User)CORE03/18/2025 11:21 AMHome | Issue Reporting | Help | Logout

Entity Info

Forms

Activity Log

Reports

You Have Selected the 'Official' Data Area.  
The Data State of the form set is: "Clean"

Print Legacy | Print Form | Print Blank | Print Text Only

District Name: JOHNSTOWN CITY SD

District Code: 170600

Contact Person: ALICIA KOSTER

Telephone: (518) 762-4611

Tel Extension: 3143

School Administrator Salary Disclosure Form

Form Due May 13, 2025

2025-2026 Salary Threshold = \$174,000

In response to legislative efforts to encourage greater cost sharing in service provision and local government administration, we now provide a section for districts that share administrative staff to highlight these efforts for the upcoming school year. Each sharing district should identify in the form the other district(s) with which they will be sharing administrative staff for school year 2025-2026.

If you will be sharing a Superintendent, list the other district (or districts) in the text box. If you will be sharing other administrative staff required to be reported, please send an email to [EMSCMGTS@nysed.gov](mailto:EMSCMGTS@nysed.gov) indicating the title of the staff persons(s) as well as the other district(s) involved in the cost-sharing.

*The salaries, benefits and other compensation reported in the form should reflect only the financial support or commitment that your district will be making. They should **not** reflect the total amounts budgeted to be paid by all participating districts over the school year.*

Report Estimated Salaries in the Budget for the 2025-2026 School Year

Sections 1608 and 1716 of the Education Law  
(Please read the instructions and definitions before completing this form.)

Title	Salary	Employee Benefits	Other Remuneration
1. Superintendent of Schools	178,818	64,349	
Please list the district or districts with which you will be sharing a superintendent (if applicable):			
Associate, Assistant and Deputy Superintendents (Example Titles: Associate Superintendent for Instruction, Deputy Superintendent, Assistant Superintendent for Business, etc.)			
2.			
3.			
4.			
5.			
6.			
7.			
8.			
9.			
10.			
11.			
12.			
13.			
14.			
15.			
16.			
17.			
18.			
19.			
20.			
21.			
22.			
23.			
24.			
25.			
26.			